

A Summary of  
**College Prep Exemptions**  
By Campus from 2004 – 2007

The table below provides some information on the impact to the campuses if the 5% exemption is eliminated under the College Preparatory Program requirement for admission to the four-year campuses:

<b><u>Campus</u></b>	<b><u>Number of Exemptions</u></b>
UM-Missoula	73 – 101
Montana Tech	1 – 7
UM-Western	6 – 16
MSU-Bozeman	64 – 70
MSU-Billings	1 – 5
MSU-Northern	4 – 8

The numbers are based on information from the last three years, and include the highest and lowest number of exemptions reported by the campuses during that time period.

**MONTANA UNIVERSITY SYSTEM  
COLLEGE PREPARATORY PROGRAM EXEMPTIONS (POLICY 301.7)  
ACADEMIC PROGRESS OF EXEMPTED IN-STATE STUDENTS**

**ACADEMIC YEAR 2006-2007**

	<u>UM</u>	<u>TECH</u>	<u>UM-W</u>	<u>MSU</u>	<u>MSUN</u>	<u>MSUB</u>	<u>SYSTEM</u>
Total number of In-State First-Time, Full-Time, First-Year students <sup>a</sup> :	1279	270	158	1226	158	379	3470
# of In-state, First-time, Full-Time, First-Year Students Admitted Under the 5% College Prep Exemption Policy:	101	3	6	81	4	5	200
% of College Prep Exemptions of In-State, First-Time, Full-Time, First-Year Students:	7.90%	1.10%	3.80%	6.61%	2.53%	1.32%	5.76%

**Academic Progress<sup>b</sup>**

Distribution by College GPA of ALL In-State, First-time, Full-time, First Year Students

	<u>UM</u>	<u>TECH</u>	<u>UM-W</u>	<u>MSU</u>	<u>MSUN</u>	<u>MSUB</u>
% with 3.0 or greater:	44.00%	44.40%	44%	45%	32.28%	38%
% with 2.50 - 2.99:	18.00%	20.70%	22%	19%	21.52%	21%
% with 2.00 - 2.49:	11.00%	11.90%	15%	12%	18.35%	14%
% below 2.00:	18.00%	18.50%	15%	14%	27.85%	11%
% of All In-State, First-Time, Full-Time, First-Year Students with no reported GPA <sup>c</sup> :	9.00%	4.10%	4%	11%	0.00%	16%

**Academic Progress<sup>b</sup>**

Distribution by College GPA of In-State, First-Time, Full-time, First-Year Students

	<u>UM</u>	<u>TECH</u>	<u>UM-W</u>	<u>MSU</u>	<u>MSUN</u>	<u>MSUB</u>
<b>Receiving the Exemption</b>						
% with 3.0 or greater:	29.00%	33.30%	50%	32%	0	40%
% with 2.50 - 2.99:	17.00%	0.00%	0%	16%	0	20%
% with 2.00 - 2.49:	12.00%	0.00%	17%	14%	0	40%
% below 2.00:	27.00%	33.30%	33%	23%	100%	0%
% of Exemptions with no reported GPA <sup>c</sup> :	16.00%	33.30%	0%	15%	0	0%

<sup>a</sup> Based on admissions during the 2006-2007 Academic Year

<sup>b</sup> Overall GPA at the end of the reporting period

<sup>c</sup> No longer in attendance at the end of the reporting period

**Definitions**

**First-Time, First-Year:** An entering freshman who has never attended any college or who entered with advanced standing (college credits earned before graduation from high school).

**Full-Time:** A student taking eight or more credits in a semester.

**MONTANA UNIVERSITY SYSTEM**  
**COLLEGE PREPARATORY PROGRAM EXEMPTIONS (POLICY 301.7)**  
**ACADEMIC PROGRESS OF EXEMPTED IN-STATE STUDENTS**

**ACADEMIC YEAR 2006-2007 For the 2004-2005 Student Cohort**

	<u>UM</u>	<u>TECH</u>	<u>UM-W</u>	<u>MSU</u>	<u>MSUN</u>	<u>MSUB</u>	<u>SYSTEM</u>
Total number of In-State First-Time, Full-Time, First-Year students <sup>a</sup> :	1306	239	182	1388	150	412	3677
# of In-state, First-time, Full-Time, First-Year Students Admitted Under the 5% College Prep Exemption Policy:	80	7	9	70	8	1	175
% of College Prep Exemptions of In-State, First-Time, Full-Time, First-Year Students:	6.1%	2.9%	4.9%	5.0%	5.3%	0.2%	4.8%

**Academic Progress<sup>b</sup>**

	<u>UM</u>	<u>TECH</u>	<u>UM-W</u>	<u>MSU</u>	<u>MSUN</u>	<u>MSUB</u>
% with 3.0 or greater: (AY 2004-2005)	42.8%	48.1%	38.0%	51.2%	37.3%	42.0%
% with 3.0 or greater: (AY 2005-2006)	30.5%	35.1%	33.5%	34.6%	32.0%	29.0%
% with 3.0 or greater: (AY 2006-2007)	26.0%	32.1%	22.0%	34.0%	24.0%	26.0%
% with 2.50 - 2.99: (AY 2004-2005)	18.2%	18.8%	18.4%	20.7%	20.0%	17.0%
% with 2.50 - 2.99: (AY 2005-2006)	13.7%	13.6%	17.6%	17.3%	15.0%	14.0%
% with 2.50 or greater: (AY 2006-2007)	13.0%	14.2%	14.0%	15.0%	12.0%	8.0%
% with 2.00 - 2.49: (AY 2004-2005)	13.8%	7.5%	13.8%	10.5%	12.0%	15.0%
% with 2.00 - 2.49: (AY 2005-2006)	9.0%	12.8%	9.3%	9.9%	11.0%	5.0%
% with 2.00 or greater: (AY 2006-2007)	10.0%	9.2%	3.0%	7.0%	8.0%	4.0%
% below 2.00: (AY 2004-2005)	23.6%	19.6%	14.9%	17.2%	28.0%	18.0%
% below 2.00: (AY 2005-2006)	14.3%	5.4%	4.9%	4.4%	9.0%	4.0%
% below 2.00 or greater: (AY 2006-2007)	4.0%	4.6%	1.0%	2.0%	3.0%	2.0%
% of All In-State, First-Time, Full-Time, First-Year Students with no reported GPA <sup>c</sup> : (AY2004-2005)	1.5%	4.2%	14.9%	0.5%	2.7%	8.0%
% of All In-State, First-Time, Full-Time, First-Year Students with no reported GPA <sup>c</sup> : (AY2005-2006)	31.0%	33.0%	34.6%	33.8%	33.0%	48.0%
% of All In-State, First-Time, Full-Time, First-Year Students with no reported GPA <sup>c</sup> : (AY 2006-2007)	47.0%	40.0%	60.0%	42.0%	53.0%	60.0%

**Academic Progress<sup>b</sup>**

Distribution by College GPA of In-State, First-Time, Full-time, First-Year Students

	<u>UM</u>	<u>TECH</u>	<u>UM-W</u>	<u>MSU</u>	<u>MSUN</u>	<u>MSUB</u>
% with 3.0 or greater: (AY 2004-2005)	23.8%	30.0%	22.3%	25.7%	12.5%	100.0%
% with 3.0 or greater: (AY 2005-2006)	13.8%	14.3%	11.1%	11.4%	25.0%	100.0%
% with 3.0 or greater: (AY 2006-2007)	8.0%	0.0%	12.0%	11.0%	0.0%	100.0%
% with 2.50 - 2.99: (AY 2004-2005)	22.5%	40.0%	11.2%	22.9%	50.0%	0.0%
% with 2.50 - 2.99: (AY 2005-2006)	16.6%	0.0%	33.3%	15.7%	0.0%	0.0%
% with 2.50 - 2.99: (AY 2006-2007)	10.0%	14.3%	18.0%	9.0%	25.0%	0.0%
% with 2.00 - 2.49: (AY 2004-2005)	16.2%	0.0%	22.3%	10.0%	0.0%	0.0%
% with 2.00 - 2.49: (AY 2005-2006)	7.6%	0.0%	0.0%	14.3%	12.5%	0.0%
% with 2.00 - 2.49: (AY 2006-2007)	14.0%	14.3%	3.0%	14.0%	13.0%	0.0%
% below 2.00: (AY 2004-2005)	35.0%	30.0%	44.2%	38.6%	37.5%	0.0%
% below 2.00: (AY 2005-2006)	16.6%	14.3%	0.0%	7.1%	12.5%	0.0%
% below 2.00: (AY 2006-2007)	10.0%	14.3%	0.0%	1.0%	0.0%	0.0%
% of Exemptions with no reported GPA <sup>c</sup> : (AY 2004-2005)	2.5%	0.0%	0.0%	2.9%	0.0%	0.0%
% of Exemptions with no reported GPA <sup>c</sup> : (AY 2005-2006)	44.8%	0.0%	55.6%	51.4%	50.0%	0.0%
% of Exemptions with no reported GPA <sup>c</sup> : (AY 2006-2007)	58.0%	71.4%	67.0%	64.0%	62.0%	0.0%

<sup>a</sup> Based on admissions during the 2005-2006 Academic Year

<sup>b</sup> Overall GPA at the end of the reporting period

<sup>c</sup> No longer in attendance at the end of the reporting period

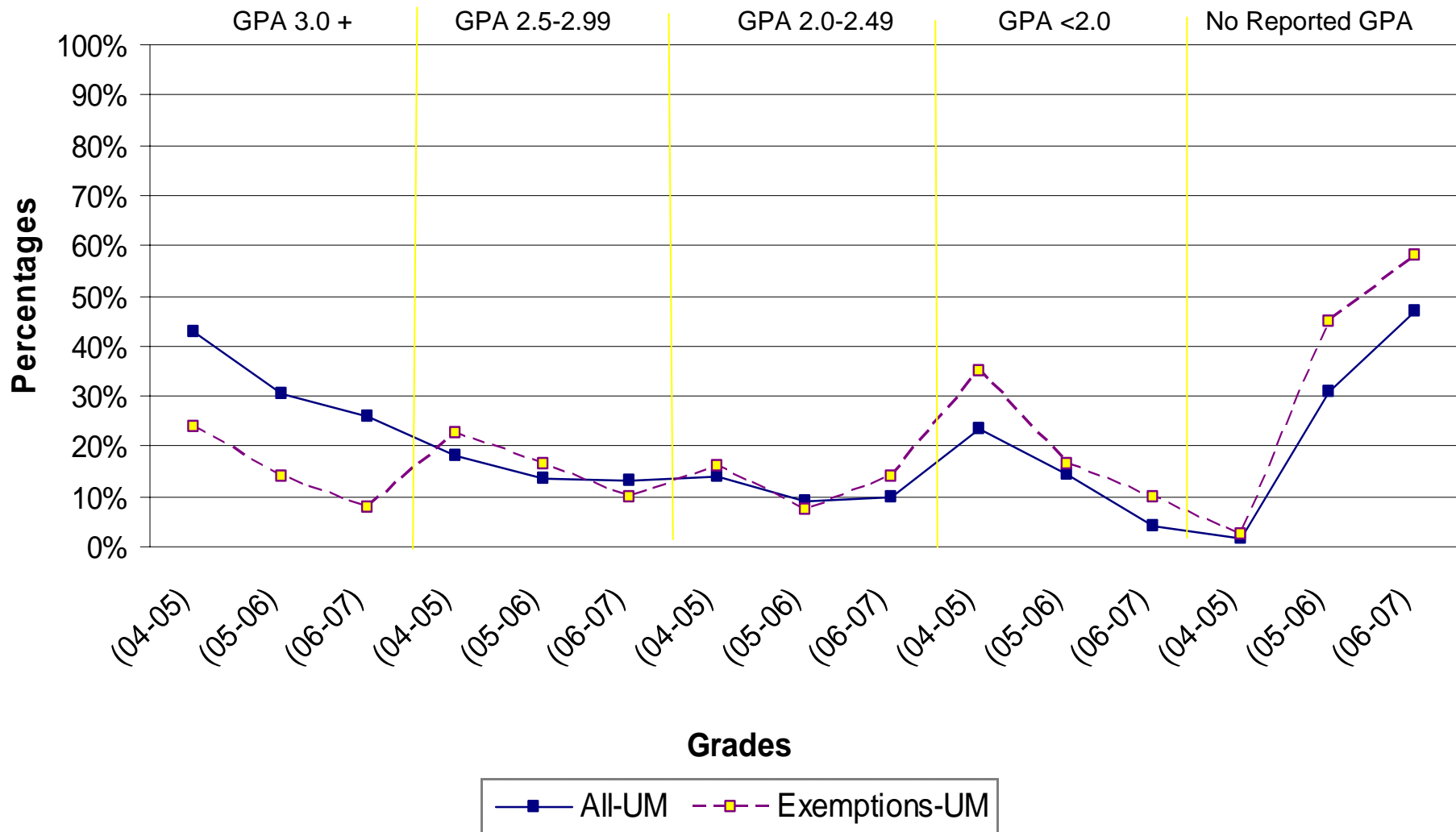
**Definitions**

**First-Time, First-Year:** An entering freshman who has never attended any college or who entered with advanced standing (college credits earned before graduation from high school).

**Full-Time:** A student taking eight or more credits in a semester.

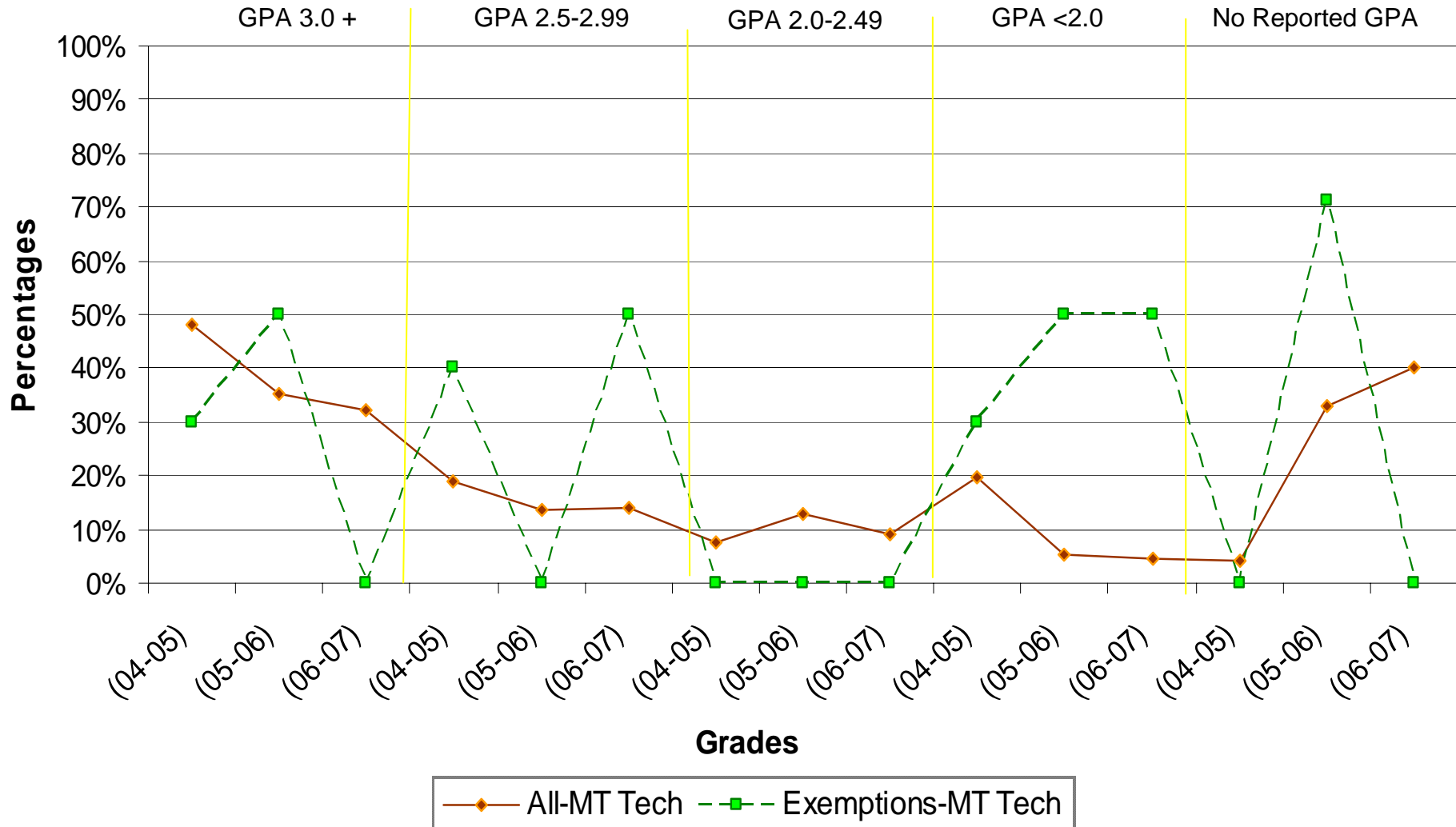
# College Preparatory Exemptions

## The University of Montana - Missoula



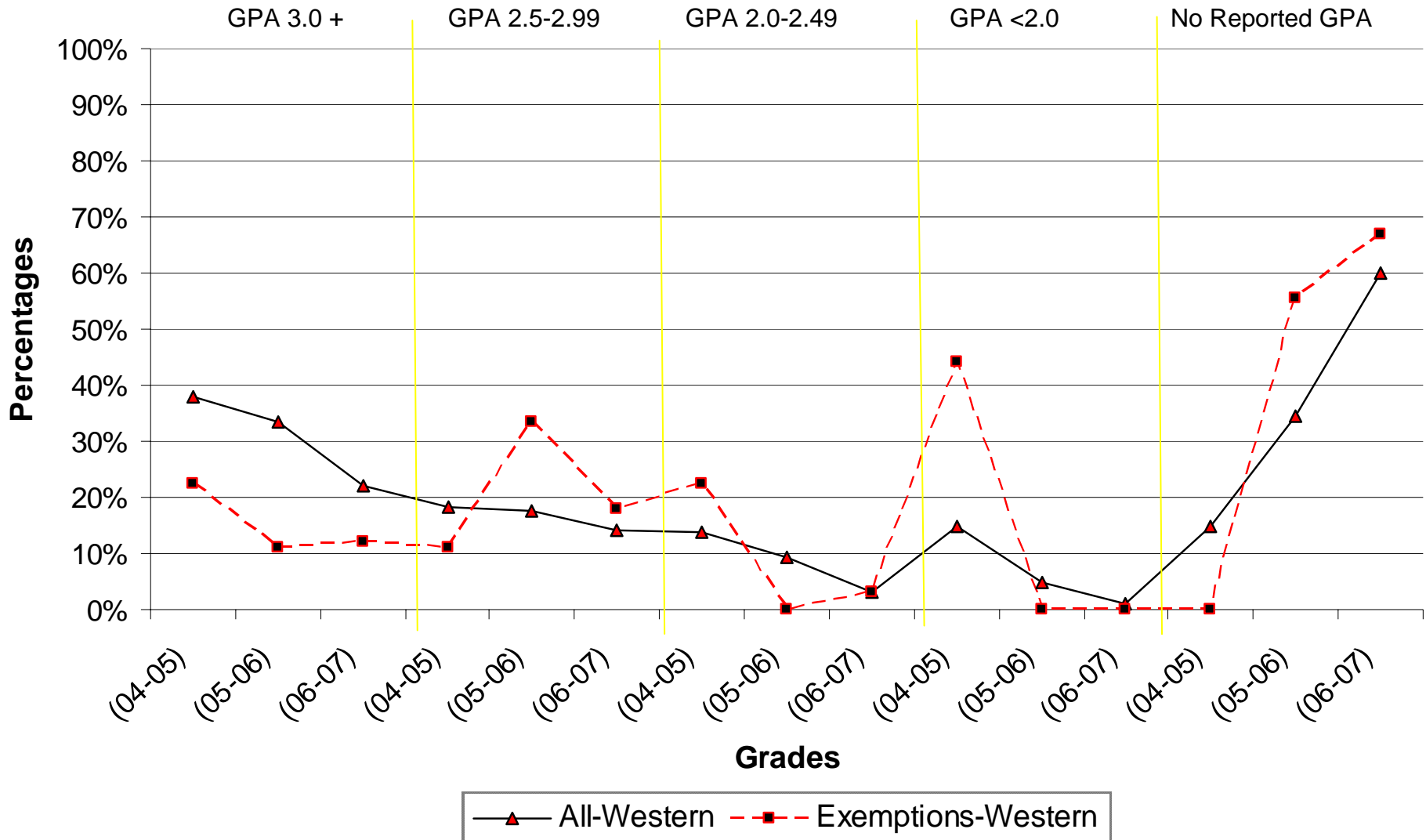
# College Preparatory Exemptions

## Montana Tech of The University of Montana



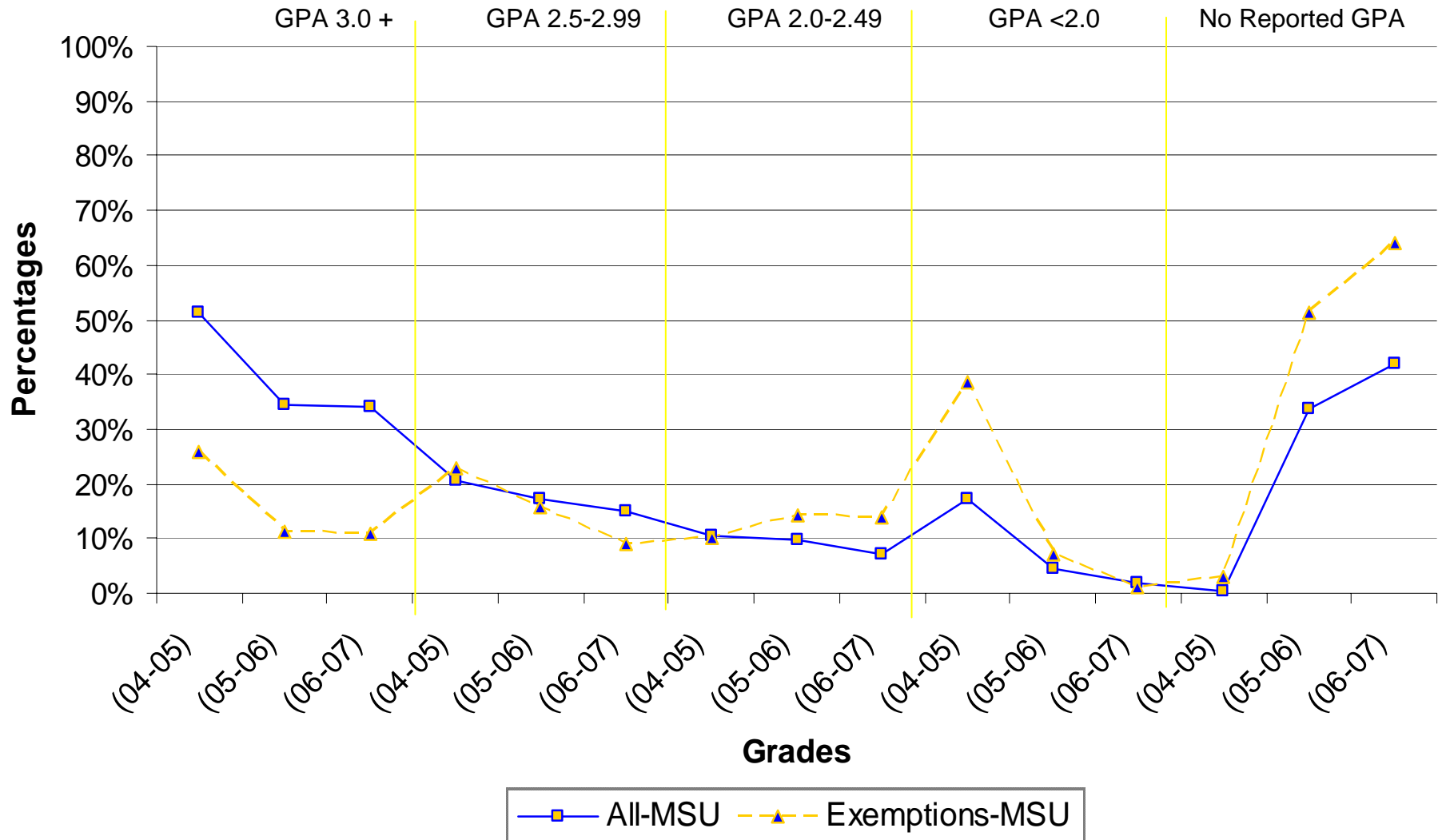
# College Preparatory Exemptions

## The University of Montana-Western



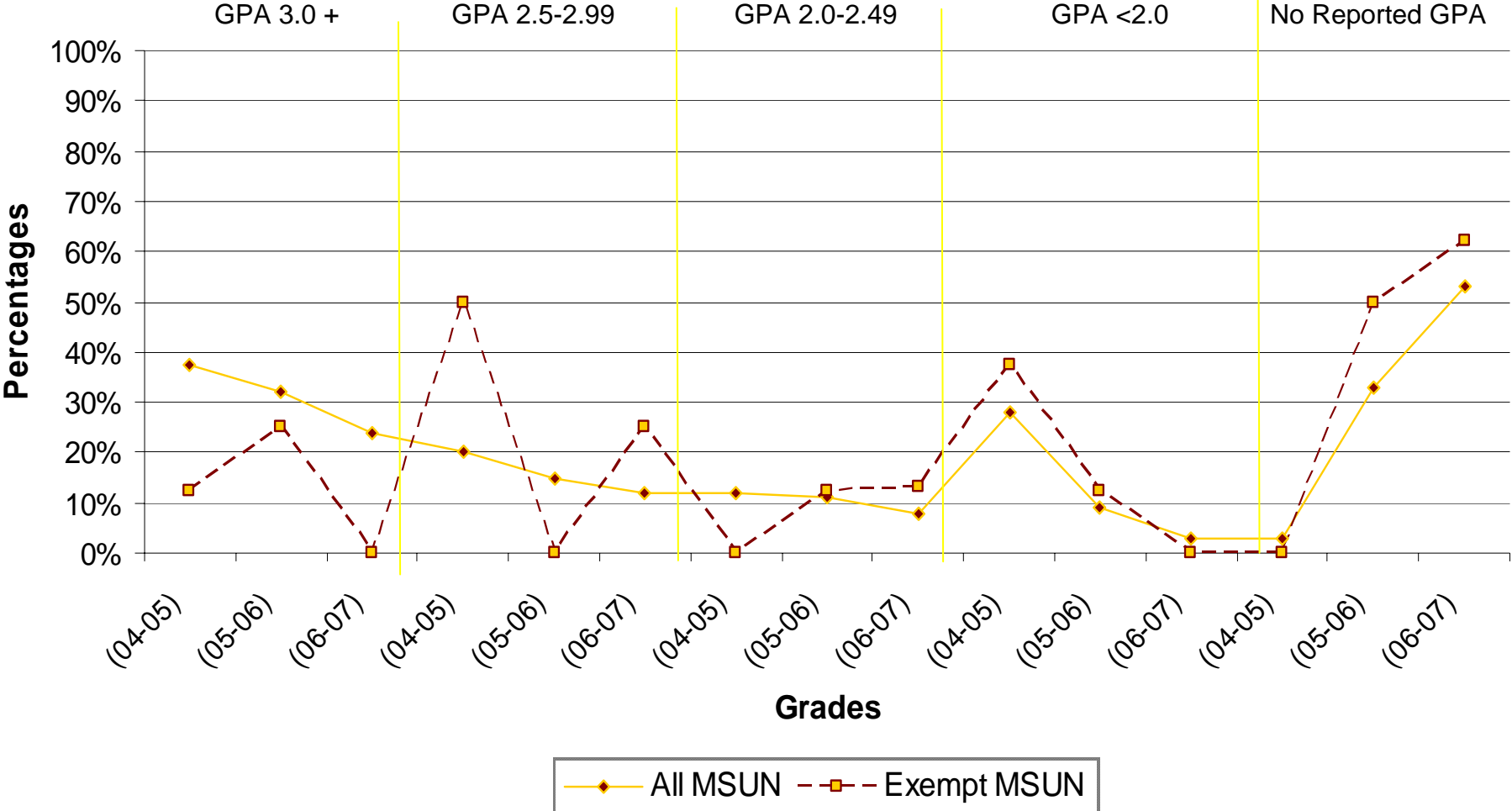
# College Preparatory Exemptions

Montana State University-Bozeman



# College Preparatory Exemptions

## Montana State University-Northern





# College Preparatory Exemptions

## Montana State University-Billings

