

Mandatory Fees | Program & Course Fees | Room & Board

Campus Tuition & Fee Schedules

UNIVERSITY OF MONTANA

[University of Montana-Missoula](#)

[Montana Technological University](#)

[University of Montana Western](#)

[Helena College University of Montana](#)

MONTANA STATE UNIVERSITY

[Montana State University-Bozeman](#)

[Montana State University-Billings](#)

[Montana State University-Northern](#)

[Great Falls College MSU](#)

COMMUNITY COLLEGES

[Dawson Community College](#)

[Flathead Valley Community College](#)

[Miles Community College](#)

Click [Link](#)



- 1) Mandatory Fees
- 2) Program Fees
- 3) Course Fees
- 4) Other Designated Fees
- 5) Room & Board
- 6) Cost of Attendance

NEW

Mandatory Fee
Dashboard

Mandatory Fees

The campuses of the Montana University System may assess student mandatory fees dedicated to the support of the categories listed below.

BOR Policy 940.12.1 defines a Mandatory Fee as: “[those] assessed to all students registering at the campuses, regardless of the academic program or course of study chosen by the student” (unless explicitly exempted by another Board of Regents Policy).

Mandatory Fees Categories

- A. **Athletic Fees**– support intercollegiate athletic programs and allow the student to be admitted to campus athletic events to the extent deemed practical by the campus administration.
- B. **Building and Facilities Fees**–support the repayment that financed the construction and/or remodeling of buildings, as well as for operations and maintenance.
- C. **Building and Facilities (Non-resident only) fees**– non-resident students pay an additional amount towards building costs.
- D. **Computer/Technology Fees**– support campus-wide technology infrastructure, including computing equipment, software, and maintenance, as well as computer networks and related infrastructure/systems.

Mandatory Fees Categories

- E. **Equipment Fees**– support the purchase, maintenance, or lease of equipment which will provide a primary benefit to an educational program including libraries. and other related capital acquisitions.
- F. **Health Service Fees**– support the campus health center or provide students with medical, dental, counseling or health enhancement services.
- G. **Library Fees**–support library operations, including the purchase of library acquisitions, books, manuscripts, monographs, electronic resources, and other materials for the Library, as well as expanded hours of operation.
- H. **Recreation Fees**– allow student access to campus recreation facilities and support other recreational activities offered on campus, which may include intramural sports. Funds may be used to operate and maintain recreational facilities.
- I. **Student Government/Activity Fees**– support the operations and activities of student government, which may include student transportation related fees, radio, student newspapers, or recycling/sustainability.
- J. **Student Support Fees**– support the operation of academic support services and centers.
- K. **Student Union Fees**– support operations, or deferred maintenance projects or long-term debt of student union buildings.

Mandatory Fees Proposal Summary, 2021 Biennium

Academic Year Rates for Full-time Students (enrolled in 15 credit hours per semester or equivalent)

| MANDATORY FEES | | FY20 | | FY21 | |
|--------------------------|-------|--------------------|------------------------|--------------------|------------------------|
| | | Resident Undergrad | Non-resident Undergrad | Resident Undergrad | Non-resident Undergrad |
| 4YR | | | | | |
| Montana State University | Rate | 1,671 | 1,965 | 1,717 | 2,017 |
| | % Inc | 3.0% | 2.8% | 2.7% | 2.6% |
| University of Montana | Rate | 1,952 | 2,024 | 2,010 | 2,082 |
| | % Inc | 2.9% | 2.8% | 3.0% | 2.9% |
| MT Tech | Rate | 1,724 | 1,804 | 1,690 | 1,770 |
| | % Inc | 1.2% | 1.1% | -2.0% | -1.9% |
| MSU Billings | Rate | 1,478 | 1,609 | 1,513 | 1,650 |
| | % Inc | 2.4% | 2.6% | 2.4% | 2.6% |
| MSU Northern | Rate | 1,459 | 1,569 | 1,459 | 1,569 |
| | % Inc | 0% | 0% | 0% | 0% |
| UM Western | Rate | 1,202 | 1,274 | 1,214 | 1,286 |
| | % Inc | 0.7% | 0.6% | 1.0% | 0.9% |

The annual increase in mandatory fees does not exceed 3% at any campus

Mandatory Fees Proposal Summary, 2021 Biennium

Academic Year Rates for Full-time Students (enrolled in 15 credit hours per semester or equivalent)

MANDATORY FEES

| FY20 | | FY21 | |
|--------------------|------------------------|--------------------|------------------------|
| Resident Undergrad | Non-resident Undergrad | Resident Undergrad | Non-resident Undergrad |

2YR

| | | | | | |
|---------------------|-------|-------|-------|-------|-------|
| City College | Rate | 1,405 | 1,536 | 1,442 | 1,579 |
| | % Inc | 2.5% | 2.7% | 2.6% | 2.8% |
| Gallatin College | Rate | 800 | 1,094 | 817 | 1,117 |
| | % Inc | 2.0% | 2.0% | 2.2% | 2.1% |
| Great Falls College | Rate | 651 | 651 | 668 | 668 |
| | % Inc | 2.7% | 2.7% | 2.6% | 2.6% |
| Helena College | Rate | 764 | 852 | 777 | 868 |
| | % Inc | 1.7% | 1.8% | 1.7% | 1.8% |
| Highlands College | Rate | 955 | 1,034 | 965 | 1,034 |
| | % Inc | 1.1% | 0.0% | 1.0% | 1.0% |
| Missoula College | Rate | 1,284 | 1,356 | 1,314 | 1,386 |
| | % Inc | 2.2% | 2.1% | 2.3% | 2.2% |

The annual increase in mandatory fees does not exceed 3% at any campus

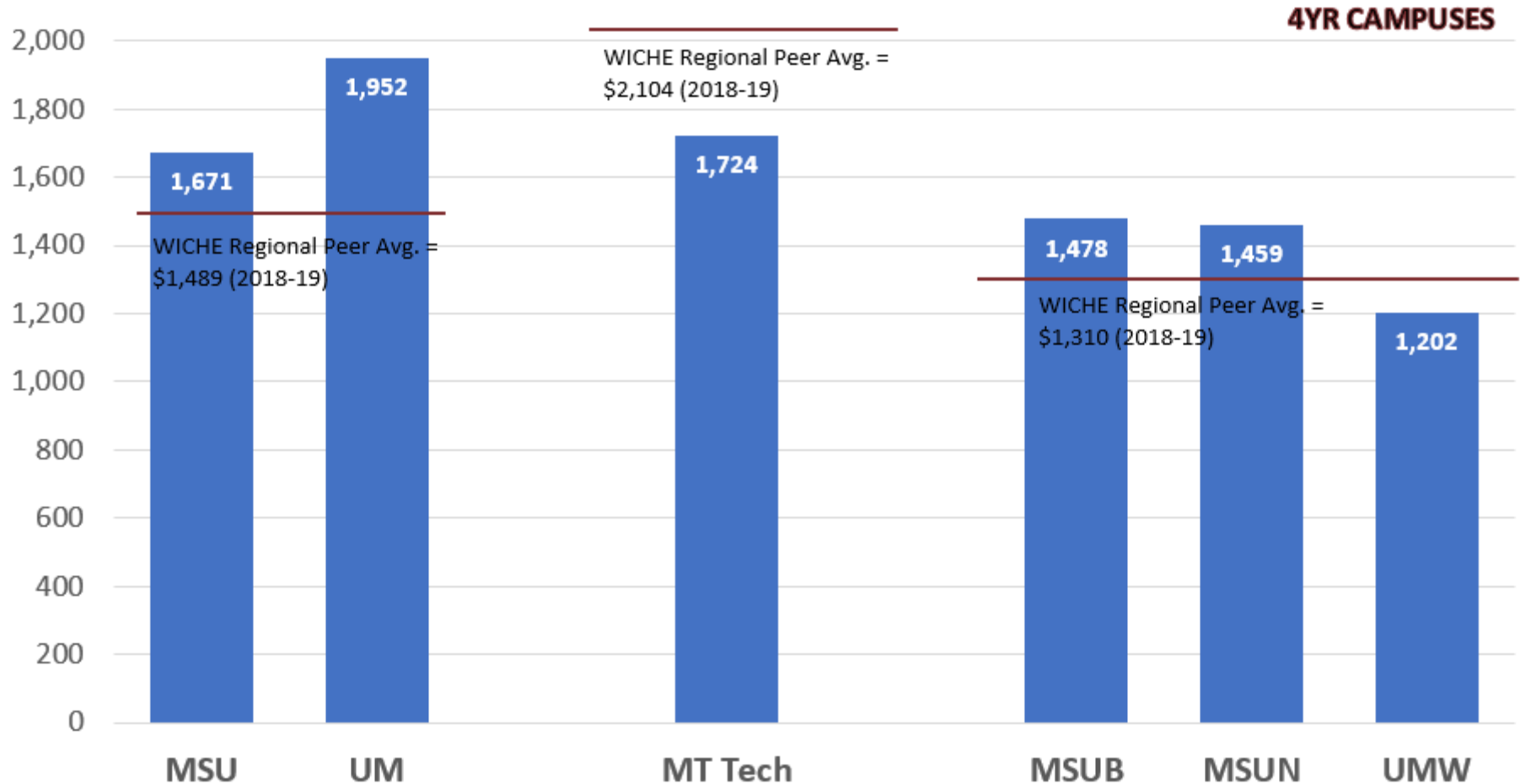
Campus Recommended Mandatory Fee Increases (above the 3% benchmark)

- 1) UM Missoula – Student Success Fee
- 2) MSU Billings – Health Fee increase
- 3) Helena College – Student Gov't Fee increase
- 4) Great Falls College – Mental Health/Counselor Fee

note: these requests will be presented separately as individual action items

Proposed Mandatory Fees - Resident Undergraduate, FY 2020

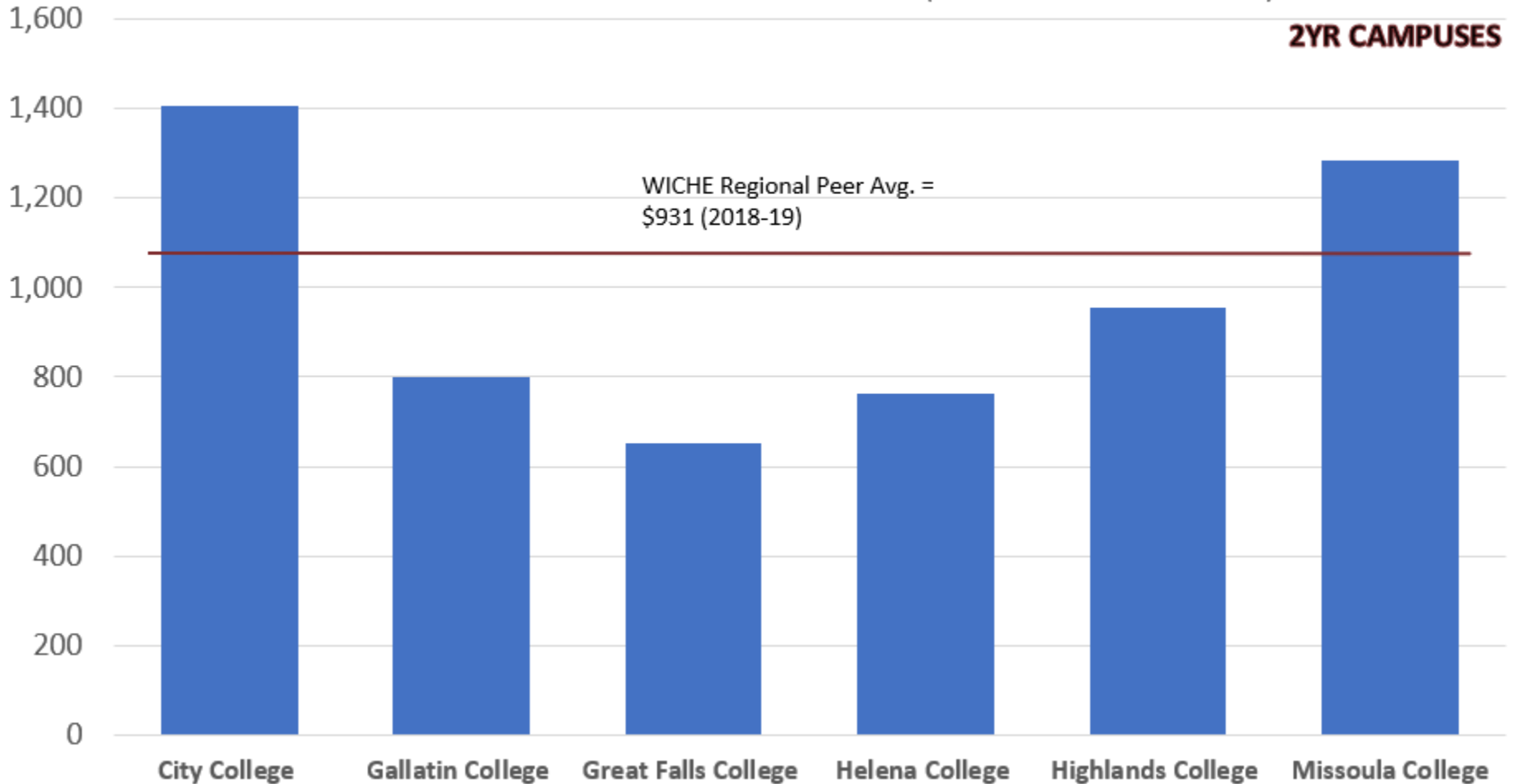
Academic Year Rates for Full-time Students (12+ credits each semester)



Mandatory fees at most MUS 4YR campuses are above the regional average

Proposed Mandatory Fees - Resident Undergraduate, FY 2020

Academic Year Rates for Full-time Students (12+ credits each semester)

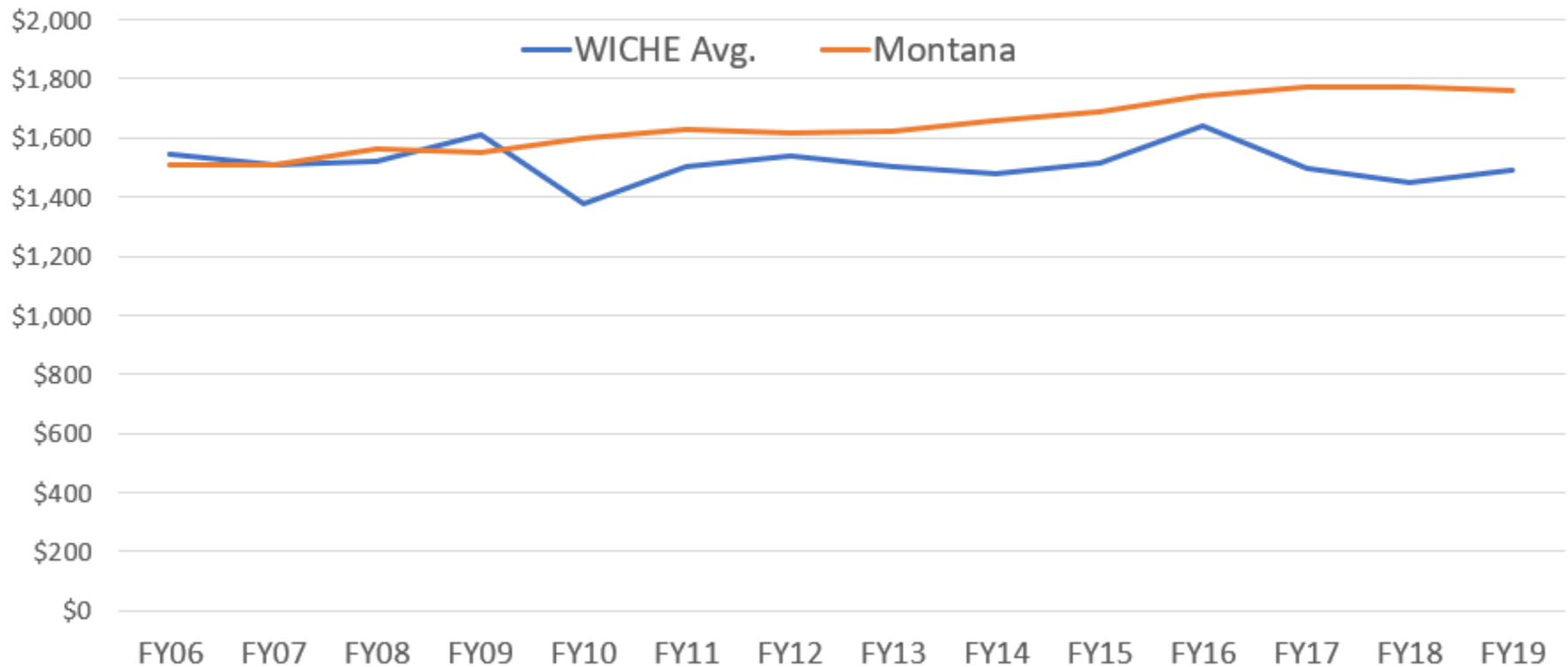


Mandatory fees at most MUS 2YR campuses are below the regional average

Mandatory Fee History - Public Doctoral Research Universities

Resident Undergraduates - Academic Year Rates for FT-time Students

(Inflationary Adjusted - 2019 Constant \$\$)



Rates in MT have ranged from \$100 - \$250 higher than the regional avg. for the past 10 yrs.

Program Fees

Program fees – Additional fees assessed to students in certain high demand/occupational/ professional/ academic programs

Program Fees, 2021 Biennium - 4-year Campus

| MT Tech | FY19 | FY20 | %chg | FY21 | %chg | Charge |
|-------------------------------|-------------|-------------|-------------|-------------|-------------|---------------|
| Nursing | \$650 | \$650 | 0% | \$650 | 0% | Per Semester |
| Healthcare Informatics | \$85 | \$85 | 0% | \$85 | 0% | Per Semester |
| Business and BIT | \$65 | \$65 | 0% | \$65 | 0% | Per Semester |
| School of Mines & Engineering | \$400 | \$400 | 0% | \$400 | 0% | Per Semester |
| Networking Technology | \$125 | \$200 | 60% | \$200 | 0% | Per Semester |
| Technical Communication | \$40 | \$40 | 0% | \$40 | 0% | Per Semester |

| UM Missoula | FY19 | FY20 | %chg | FY21 | %chg | Charge |
|-----------------------------|-------------|-------------|-------------|-------------|-------------|---------------|
| Business | \$276 | \$284 | 3% | \$292 | 3% | Per Semester |
| Pharmacy | \$5,082 | \$5,590 | 10% | \$6,149 | 10% | Per Year |
| Physical Therapy | \$5,324 | \$5,856 | 10% | \$6,442 | 10% | Per Year |
| Public Health | \$182 | \$182 | 0% | \$182 | 0% | Per Credit |
| Social Work | \$161 | \$178 | 11% | \$195 | 10% | Per Credit |
| Law | \$165 | \$190 | 15% | \$215 | 13% | Per Credit |
| Athletic Training (Masters) | \$1,020 | \$1,070 | 5% | \$1,124 | 5% | Per Semester |
| Culinary Arts | \$500 | \$500 | 0% | \$500 | 0% | Per Semester |
| Speech Pathology | \$4,200 | \$6,881 | 64% | \$6,881 | 0% | Per Year |

Program Fees

| MSU Bozeman | FY19 | FY20 | %chg | FY21 | %chg | Charge |
|---------------------------------|-------------|-------------|-------------|-------------|-------------|---------------|
| Business | \$21 | \$21 | 0% | \$21 | 0% | Per Credit |
| Architecture | \$417 | \$425 | 2% | \$434 | 2% | Per Semester |
| Art | \$182 | \$185 | 2% | \$185 | 0% | Per Semester |
| Engineering (Freshmen) | \$95 | \$97 | 2% | \$99 | 2% | Per Semester |
| Engineering (Soph - Senior) | \$136 | \$138 | 2% | \$141 | 2% | Per Semester |
| Film & Photography | \$320 | \$320 | 0% | \$320 | 0% | Per Semester |
| Music Technology | \$305 | \$365 | 20% | \$373 | 2% | Per Year |
| Nursing | \$420 | \$420 | 0% | \$420 | 0% | Per Semester |
| Vet Med | \$7,740 | \$7,740 | 0% | \$7,740 | 0% | Per Semester |
| MSU Billings | FY19 | FY20 | %chg | FY21 | %chg | Charge |
| Athletic Training | \$925 | \$925 | 0% | \$925 | 0% | Per Semester |
| Sustainable Energy | \$250 | \$250 | 0% | \$250 | 0% | Per Semester |
| Welding | \$225 | \$225 | 0% | \$225 | 0% | Per Semester |
| Master of Health Administration | \$800 | \$800 | 0% | \$800 | 0% | Per Semester |
| RN to BSN Program Fee | \$800 | \$800 | 0% | \$800 | 0% | Per Semester |
| MS Adventure Leadership | \$500 | \$500 | 0% | \$500 | 0% | Per Semester |
| MSU Northern | FY19 | FY20 | %chg | FY21 | %chg | Charge |
| Nursing | \$500 | \$600 | 20% | \$600 | 0% | Per Semester |
| UM Western | FY19 | FY20 | %chg | FY21 | %chg | Charge |
| Natural Horsemanship | \$1,850 | \$1,850 | 0% | \$1,850 | 0% | Per Semester |

Course Fees & Other Designated Fees

Course fees are assessed to cover the unique or extraordinary costs associated with the delivery of a specific course. Appropriate uses of course fees are limited to the following:

- (a) Specialized activities or equipment fees, where payment is made to individuals or entities generally conducting these types of activities (such as downhill skiing, bowling, etc.);
- (b) Field trips;
- (c) Study abroad programs;
- (d) Pass-through fees (such as Red Cross certifications, Nursing liability insurance, etc.);
- (e) Laboratory consumables and other class consumables (such as sheet music), excluding computer supplies and paper products;
- (f) Materials used by students to create a product that becomes the student's property after use in a specific course.

Examples:

| Campus | Course/Other | Fee Amt | Fee Description |
|--------|----------------|---------|--|
| UM | GEO 225 | \$40 | Field trip fee |
| MSU | KIN 322 | \$27 | Consumable lab supplies |
| MSUB | ARTZ 131 | \$25 | Materials become students' property |
| MTech | Orientaton | \$65 | Charged to 1st-time students, funds orientation activities |
| UMW | Parking | \$60 | Annual parking fee |
| MSUN | Transcript Fee | \$3 | Request for official transcripts, first one is free |

Room & Board

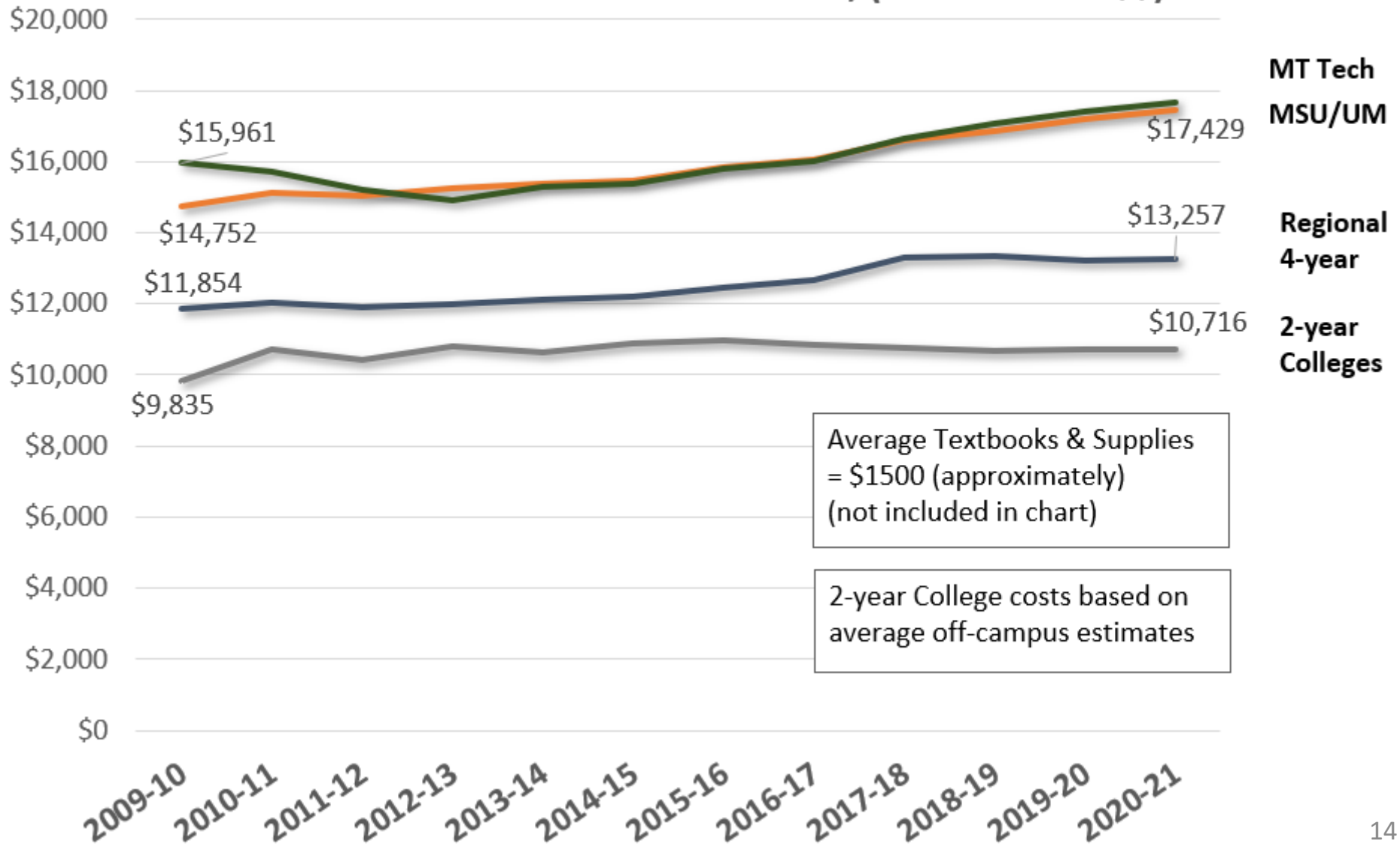
Average annual rates for double occupancy rooms with 19+ meals per week

| | FY13 | FY14 | FY15 | FY16 | FY17 | FY18 | FY19 | Proposed | | % Change | |
|--------------|-------|-------|-------|-------|-------|-------|-------|----------|--------|--------------|--------------|
| | | | | | | | | FY20 | FY21 | FY19 to FY20 | FY13 to FY21 |
| MSU Bozeman | 8,190 | 8,220 | 8,378 | 8,642 | 8,914 | 9,304 | 9,707 | 9,914 | 10,127 | 2.1% | 23.6% |
| MSU Billings | 6,320 | 6,680 | 7,120 | 7,186 | 7,510 | 7,740 | 8,186 | 7,420 | 7,420 | -9.4% | 17.4% |
| MSU Northern | 6,048 | 6,198 | 6,276 | 6,325 | 6,410 | 6,470 | 6,520 | 6,990 | 7,130 | 7.2% | 17.9% |
| UM Missoula | 7,462 | 7,625 | 8,006 | 8,406 | 8,826 | 9,178 | 9,544 | 9,966 | 10,274 | 4.4% | 37.7% |
| UM Western | 6,058 | 6,290 | 6,536 | 6,994 | 7,482 | 7,744 | 7,950 | 8,044 | 8,140 | 1.2% | 34.4% |
| MT Tech | 7,260 | 7,760 | 8,066 | 8,390 | 8,762 | 9,178 | 9,656 | 9,824 | 9,998 | 1.7% | 37.7% |

source: Campus Tuition & Fee Schedules; based on College Board reporting criteria

Cost of Attendance

Academic Year Rates for Full-time Resident Undergraduate Students
Tuition & Fees + Room & Board, (2019 constant \$)

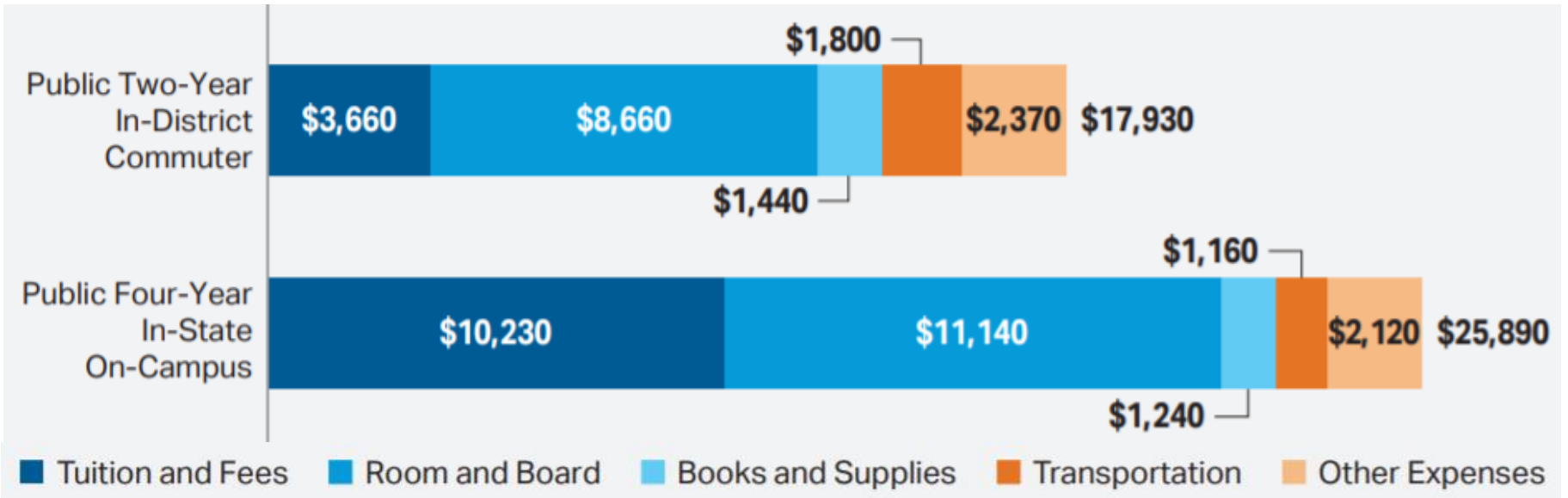


National Comparison – Cost of Attendance

Source: College Board, Trends in College Pricing

Cost of Attendance, 2018-19

Academic Year Rates for Full-time Resident Undergraduates attending Public Institutions



| | Tuition & Fees + Room & Board | |
|--------|-------------------------------|------------------|
| | Nat'l Avg (2018-19) | MUS (2019-20) |
| 2-year | 12,320 | 10,716 |
| 4-year | 21,370 | 17,429 |