

Tuition Proposal - Annual % Increase

Academic Year Rates for Full-time Students (enrolled in 12+ credits per semester)

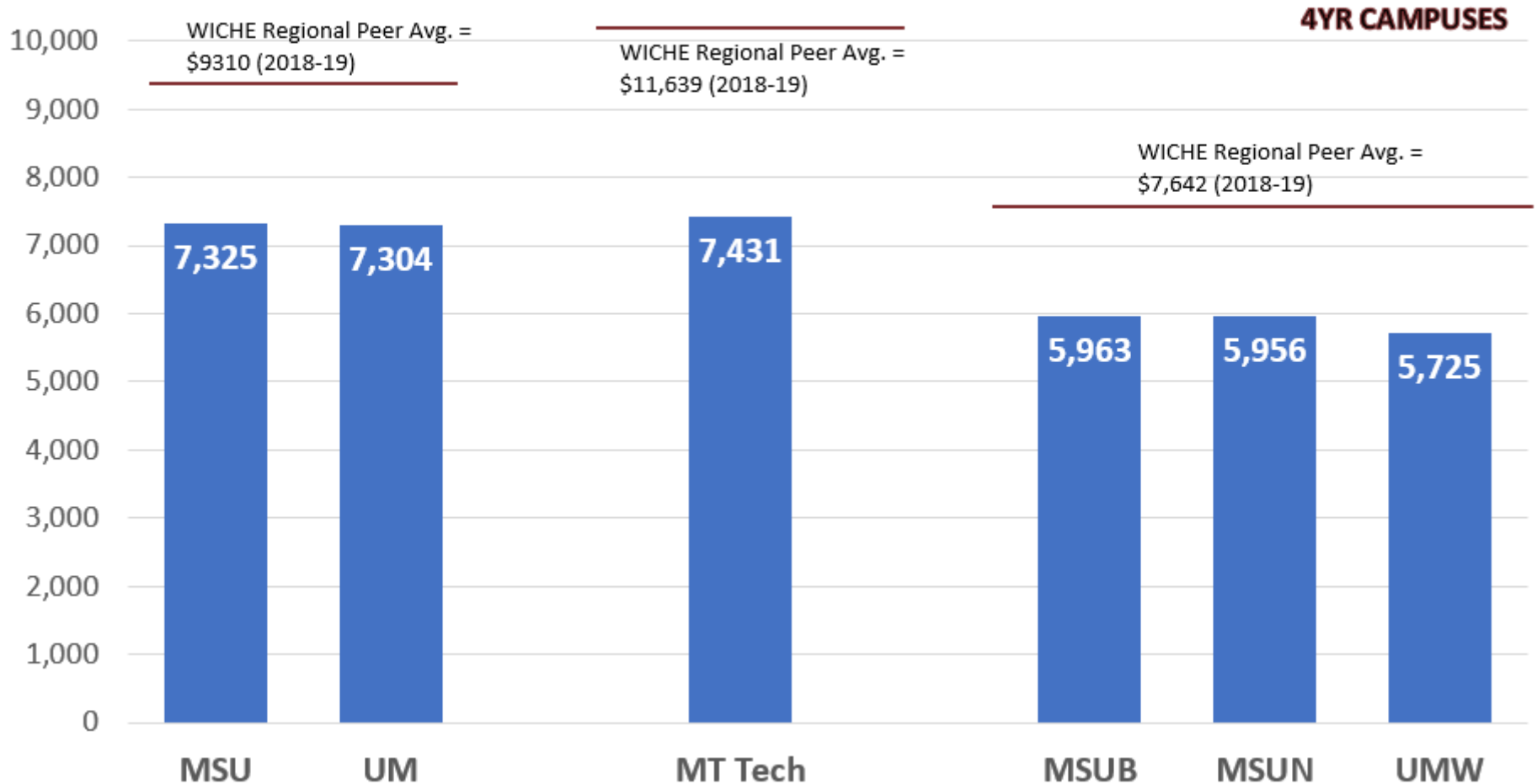
	MSU	UM	MSUB	MTech	MSUN	UMW	GFC	HLN
FY20								
Resident Undergraduate	0.0%	0.0%	0.0%	0.0%	0.0%	0.0%	0.0%	0.0%
Non-resident Undergraduate	3.5%	5.0%	0.0%	0.0%	0.0%	0.0%	0.0%	1.5%
Western Undergrad Exchange	0.0%	0.0%	0.0%	0.0%	0.0%	0.0%	0.0%	0.0%
Resident Graduate	0.0%	0.0%	0.0%	0.0%	0.0%			
Non-resident Graduate	3.3%	5.0%	0.0%	0.0%	0.0%			
Resident 2-year College	0.0%	0.0%	0.0%	0.0%				
Non-Resident 2-year College	3.5%	0.0%	0.0%	0.0%				

FY21								
Resident Undergraduate	0.0%	0.0%	0.0%	0.0%	0.0%	0.0%	0.0%	0.0%
Non-resident Undergraduate	5.0%	4.0%	0.0%	0.0%	0.0%	0.0%	0.0%	1.5%
Western Undergrad Exchange	0.0%	0.0%	0.0%	0.0%	0.0%	0.0%	0.0%	0.0%
Resident Graduate	0.0%	0.0%	0.0%	0.0%	0.0%			
Non-resident Graduate	4.8%	3.9%	0.0%	0.0%	0.0%			
Resident 2-year College	0.0%	0.0%	0.0%	0.0%				
Non-Resident 2-year College	5.0%	0.0%	0.0%	0.0%				

Proposed Resident Student Tuition Freeze (both undergraduate & graduate); low/moderate non-resident tuition increases at a few campuses

Proposed Tuition & Fees - Resident Undergraduate, FY 2020

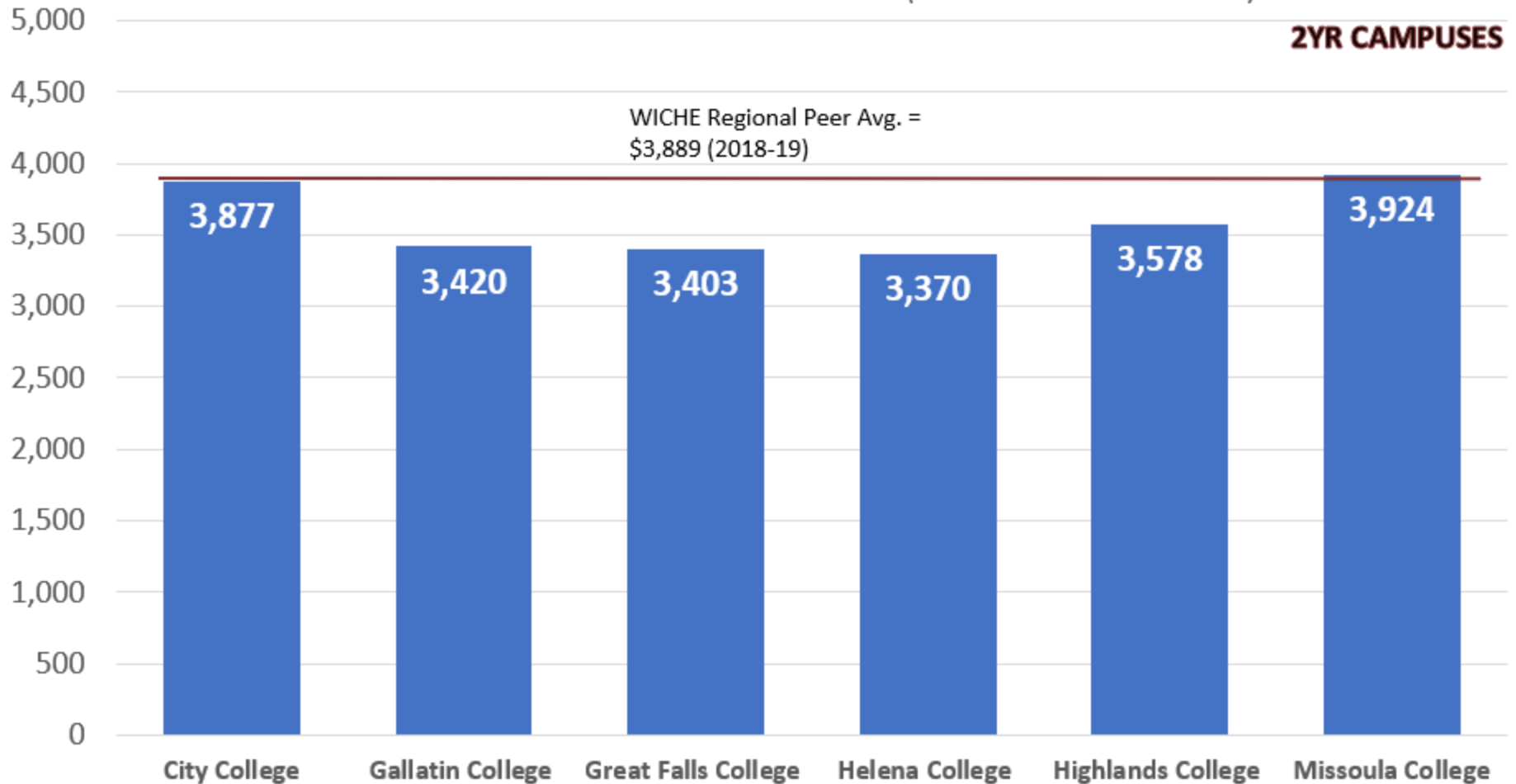
Academic Year Rates for Full-time Students (12+ credits each semester)



MUS 4YR campus resident tuition rates remain well below regional averages

Proposed Tuition & Fees - Resident Undergraduate, FY 2020

Academic Year Rates for Full-time Students (12+ credits each semester)

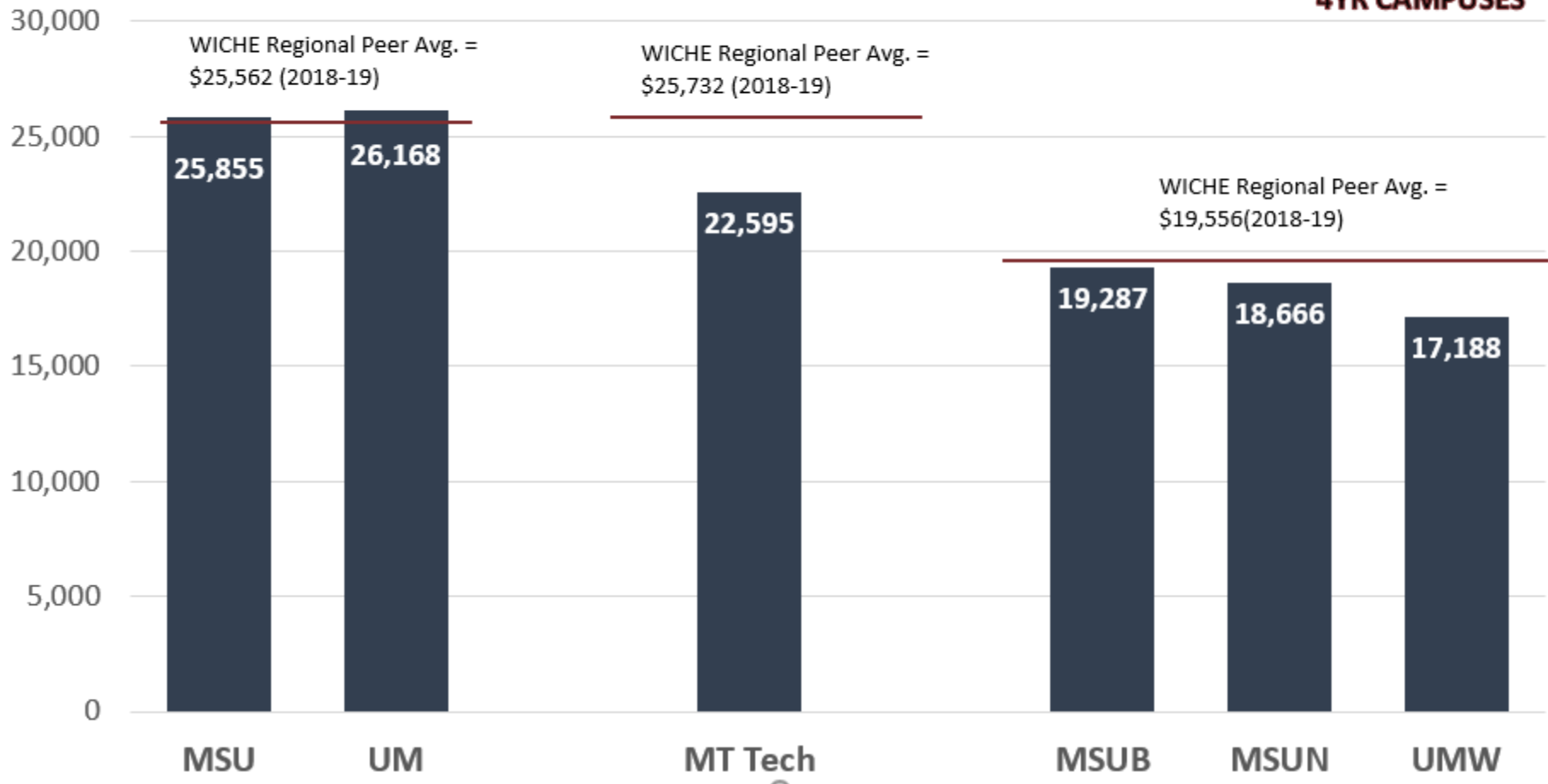


MUS 2YR campus resident tuition rates are close to regional averages

Proposed Tuition & Fees - Non-Resident Undergraduate, FY20

Academic Year Rates for Full-time Students (12+ credits each semester)

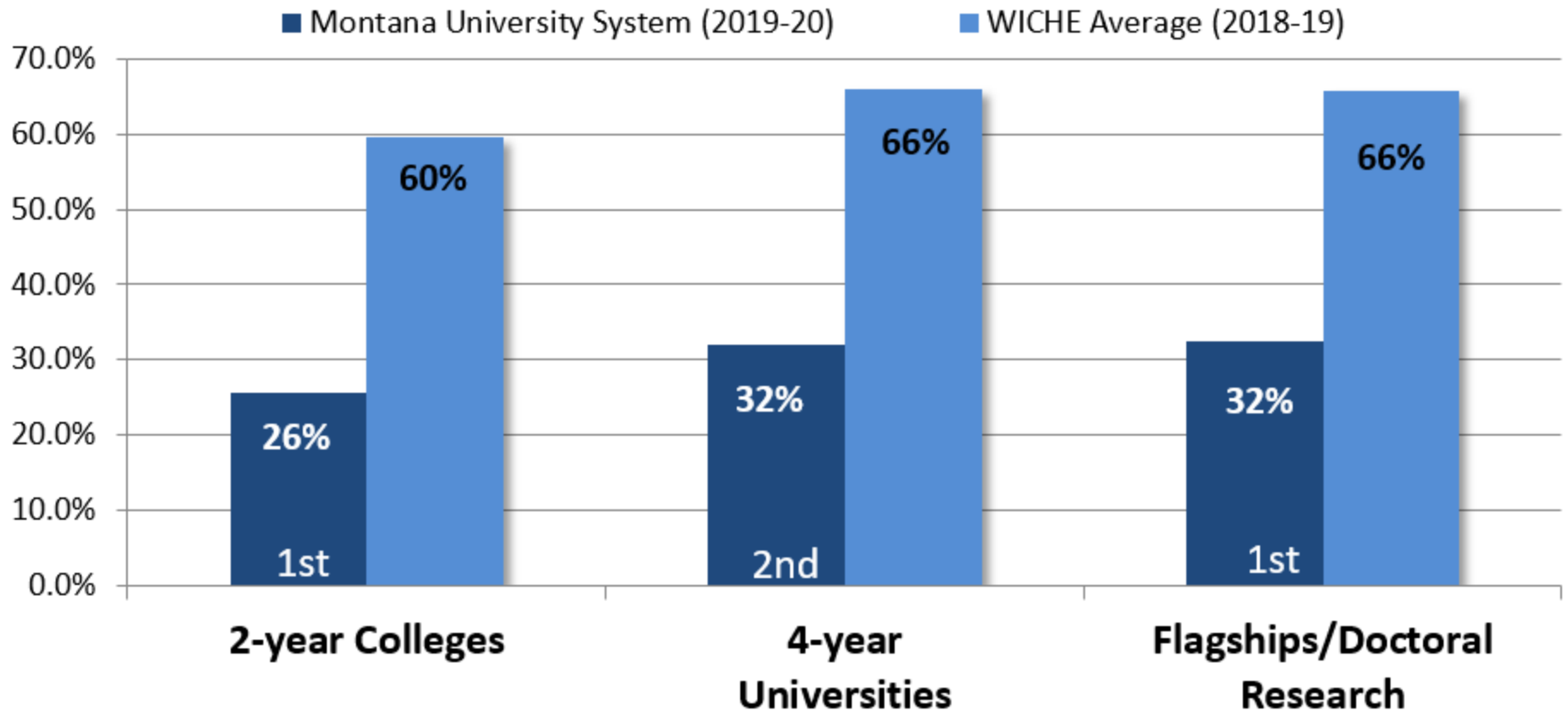
4YR CAMPUSES



MUS 4YR campus non-resident tuition rates are close to regional averages

Regional Tuition & Fees Comparison

10 Year Increase in Academic Year Rates for Resident Undergrad Full-time Students



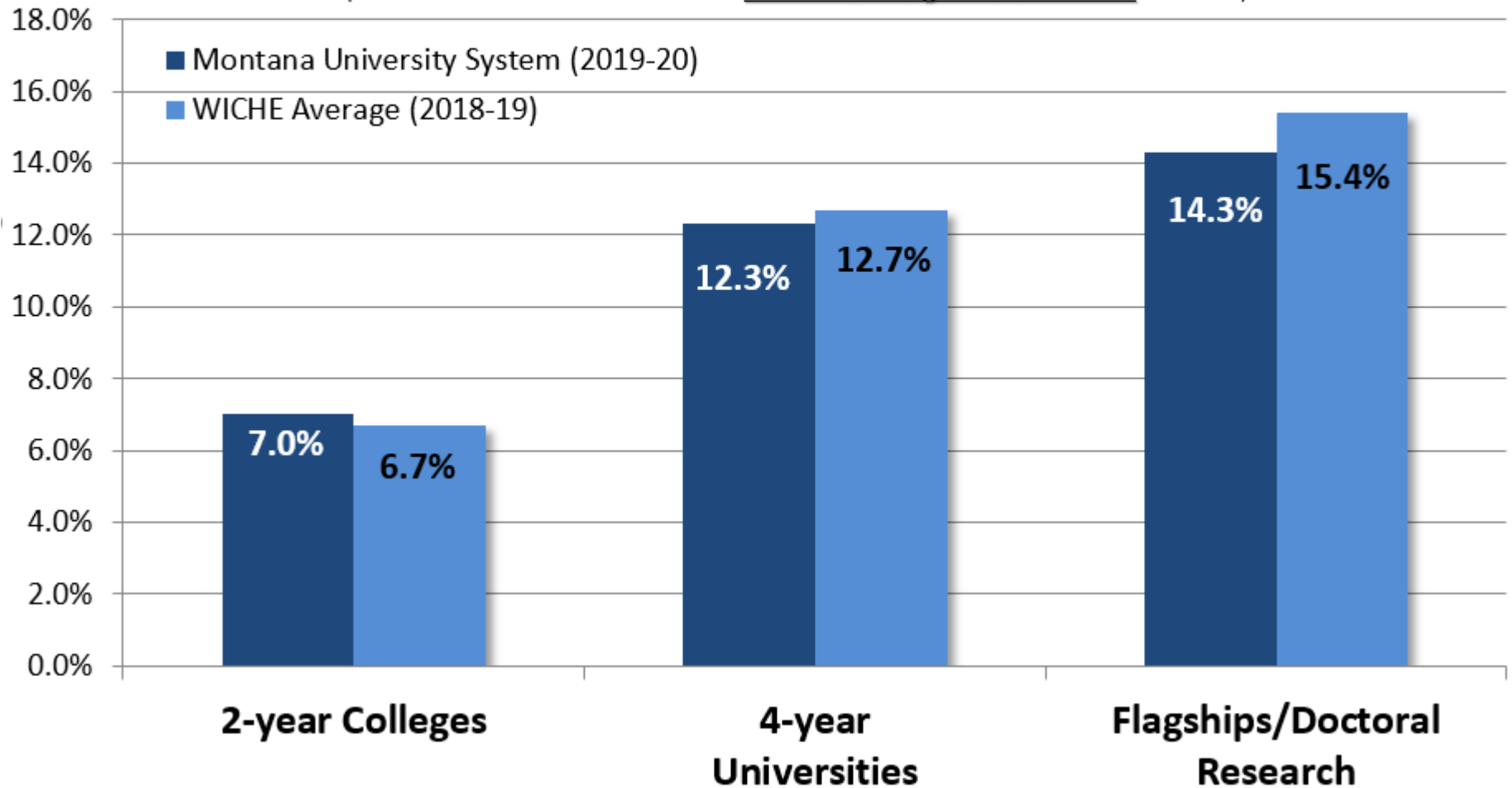
Over the past 10 years, tuition increases in the western region have grown over twice as much as the MUS

Regional Tuition & Fees Comparison

Ratio of Tuition & Fees to Median Household Income

(based on Academic Year Rates for Resident Undergraduate Full-time Students)

MT Median Household Income
 2009 = \$43,089
 2017 = \$50,801



The ratio of tuition & fees to median household income mirrors regional averages