

Fee Proposal

- Mandatory fees held to annual increases of 3% or below in the aggregate
- Online course fee conversion to mandatory technology fee
- Room & board increases between 5% and 8% in each year
- Course fees, program fees, and designated fees

Mandatory Fees | Program & Course Fees | Room & Board

Campus Tuition & Fee Schedules

UNIVERSITY OF MONTANA

[University of Montana-Missoula](#)

[Montana Technological University](#)

[University of Montana Western](#)

[Helena College University of Montana](#)

MONTANA STATE UNIVERSITY

[Montana State University-Bozeman](#)

[Montana State University-Billings](#)

[Montana State University-Northern](#)

[Great Falls College Montana State](#)

[University](#)

COMMUNITY COLLEGES

[Dawson Community College](#)

[Flathead Valley Community College](#)

[Miles Community College](#)

Click [Link](#)



- 1) Mandatory Fees
- 2) Program Fees
- 3) Course Fees
- 4) Other Designated Fees
- 5) Room & Board
- 6) Cost of Attendance

[Mandatory Fee](#)
[Dashboard](#)

Mandatory Fees

The campuses of the Montana University System may assess student mandatory fees dedicated to the support of the categories listed below.

BOR Policy 940.12.1 defines a Mandatory Fee as: “[those] assessed to all students registering at the campuses, regardless of the academic program or course of study chosen by the student” (unless explicitly exempted by another Board of Regents Policy).

Mandatory Fees Categories

- A. **Athletic Fees**– support intercollegiate athletic programs and allow the student to be admitted to campus athletic events to the extent deemed practical by the campus administration.
- B. **Building and Facilities Fees**–support the repayment that financed the construction and/or remodeling of buildings, as well as for operations and maintenance.
- C. **Building and Facilities (Non-resident only) fees**– non-resident students pay an additional amount towards building costs.
- D. **Computer/Technology Fees**– support campus-wide technology infrastructure, including computing equipment, software, and maintenance, as well as computer networks and related infrastructure/systems.

Mandatory Fees Categories

- E. **Equipment Fees**– support the purchase, maintenance, or lease of equipment which will provide a primary benefit to an educational program including libraries. and other related capital acquisitions.
- F. **Health Service Fees**– support the campus health center or provide students with medical, dental, counseling or health enhancement services.
- G. **Library Fees**–support library operations, including the purchase of library acquisitions, books, manuscripts, monographs, electronic resources, and other materials for the Library, as well as expanded hours of operation.
- H. **Recreation Fees**– allow student access to campus recreation facilities and support other recreational activities offered on campus, which may include intramural sports. Funds may be used to operate and maintain recreational facilities.
- I. **Student Government/Activity Fees**– support the operations and activities of student government, which may include student transportation related fees, radio, student newspapers, or recycling/sustainability.
- J. **Student Support Fees**– support the operation of academic support services and centers.
- K. **Student Union Fees**– support operations, or deferred maintenance projects or long-term debt of student union buildings.

Mandatory Fees Proposal Summary, 2025 Biennium

Academic Year Rates for Full-time Students (enrolled in 12+ credit hours per semester or equivalent)

MANDATORY FEES		3% Aggregate		3% Aggr + Online Fee			
		Resident	Non-resident	Resident \$	Resident	Non-resident	Resident \$
FY 2024							
4YR				Increase			Increase
Montana State University	Rate	1,945	1,973	\$42	1,973	2,298	\$70
	% Inc	2.2%	3.7%		3.7%	3.9%	
University of Montana	Rate	2,270	2,676	\$66	2,390	2,796	\$186
	% Inc	3.0%	8.5%		8.4%	13.4%	
MT Tech	Rate	1,751	1,833	\$51	1,931	2,013	\$231
	% Inc	3.0%	3.0%		13.6%	13.1%	
MSU Billings	Rate	1,679	1,820	\$41	1,901	2,042	\$263
	% Inc	2.5%	2.5%		16.0%	15.0%	
MSU Northern	Rate	1,595	1,745	\$47	1,763	1,877	\$215
	% Inc	3.0%	5.2%		13.9%	13.1%	
UM Western	Rate	1,166	1,244	\$29	1,286	1,364	\$149
	% Inc	2.5%	2.5%		13.1%	12.4%	

Mandatory Fees Proposal Summary, 2025 Biennium

Academic Year Rates for Full-time Students (enrolled in 12+ credit hours per semester or equivalent)

MANDATORY FEES		3% Aggregate			3% Aggr + Online Fee			
		Resident	Non-resident	Resident \$	Resident	Non-resident	Resident \$	
FY 2024					Increase			Increase
2YR								
City College	Rate	1,605	1,747	\$39	1,827	1,969	\$261	
	% Inc	2.5%	2.5%		16.6%	15.5%		
Gallatin College	Rate	975	1,198	\$28	1,004	1,329	\$57	
	% Inc	2.1%	3.1%		5.1%	14.4%		
Great Falls College	Rate	693	693	-\$5	957	957	\$259	
	% Inc	-0.8%	-0.8%		37.1%	37.1%		
Helena College	Rate	850	960	\$25	1,138	1,248	\$313	
	% Inc	3.0%	4.7%		37.8%	36.1%		
Highlands College	Rate	993	1,075	\$29	1,173	1,255	\$209	
	% Inc	3.0%	3.0%		21.7%	11.6%		
Missoula College	Rate	1,508	1,914	\$44	1,628	2,034	\$164	
	% Inc	3.0%	10.9%		11.2%	17.8%		

Mandatory Fees Proposal Summary, 2025 Biennium

Academic Year Rates for Full-time Students (enrolled in 15 credit hours per semester or equivalent)

MANDATORY FEES		3% Aggregate		Resident \$ Increase	3% Aggr + Online Fee		Resident \$ Increase
		Resident	Non-resident		Resident	Non-resident	
FY 2025							
4YR							
Montana State University	Rate	1,991	2,284	\$46	2,048	2,390	\$75
	% Inc	2.4%	2.9%		3.8%	4.0%	
University of Montana	Rate	2,340	2,896	\$70	2,556	3,112	\$166
	% Inc	3.1%	8.2%		6.9%	11.3%	
MT Tech	Rate	1,804	1,888	\$53	1,984	2,068	\$53
	% Inc	3.0%	3.0%		2.7%	2.9%	
MSU Billings	Rate	1,719	1,865	\$41	2,163	2,309	\$263
	% Inc	2.4%	2.5%		13.8%	13.1%	
MSU Northern	Rate	1,636	1,791	\$41	1,972	2,090	\$209
	% Inc	2.6%	2.6%		11.9%	23.6%	
UM Western	Rate	1,200	1,280	\$34	1,324	1,404	\$38
	% Inc	3.0%	3.0%		3.0%	3.0%	

Mandatory Fees Proposal Summary, 2025 Biennium

Academic Year Rates for Full-time Students (enrolled in 15 credit hours per semester or equivalent)

MANDATORY FEES		On-line Fee Included					
		Resident	Non-resident	Resident \$	Resident	Non-resident	Resident \$
FY 2025							
2YR				Increase			Increase
City College	Rate	1,644	1,790	\$39	2,088	2,234	\$261
	% Inc	2.4%	2.5%		14.3%	13.4%	
Gallatin College	Rate	996	1,235	\$21	1,032	1,395	\$28
	% Inc	2.1%	3.1%		2.8%	4.9%	
Great Falls College	Rate	699	699	\$6	963	963	\$6
	% Inc	0.9%	0.9%		0.6%	0.6%	
Helena College	Rate	875	995	\$25	1,163	1,283	\$25
	% Inc	2.9%	3.6%		2.2%	2.8%	
Highlands College	Rate	1,024	1,108	\$31	1,204	1,204	\$31
	% Inc	2.9%	3.1%		22%	7.1%	
Missoula College	Rate	1,556	2,112	\$48	1,772	2,328	\$144
	% Inc	3.2%	10.3%		8.8%	14.5%	

Revenue Neutral Conversion from Online Course Fee to Mandatory Fee

NEW...Addition to Mandatory TECHNOLOGY fee							
	FY22	1yr Conv	2yr Conversion		3yr Conversion		
CAMPUS	Current Online Fee	Year 1	Year 1	Year 2	Year 1	Year 2	Year 3
	Per credit						
MSU	\$10.00	\$0.75	\$0.38	\$0.75	\$0.25	\$0.50	\$0.75
GC	\$10.00	\$0.75	\$0.38	\$0.75	\$0.25	\$0.50	\$0.75
MSUB	\$40.00	\$18.50	\$9.25	\$18.50	\$6.17	\$12.33	\$18.50
City	\$40.00	\$18.50	\$9.25	\$18.50	\$6.17	\$12.33	\$18.50
MSUN	\$63.00	\$14.00	\$7.00	\$14.00	\$4.67	\$9.33	\$14.00
GFC	\$21.00	\$11.00	\$5.50	\$11.00	\$3.67	\$7.33	\$11.00
UM	\$49.00	\$10.00	\$5.00	\$10.00	\$3.33	\$6.67	\$10.00
MC	\$49.00	\$10.00	\$5.00	\$10.00	\$3.33	\$6.67	\$10.00
MT Tech	\$45.00	\$7.00	\$3.50	\$7.00	\$2.33	\$4.67	\$7.00
High	\$45.00	\$7.00	\$3.50	\$7.00	\$2.33	\$4.67	\$7.00
UMW	\$45.00	\$5.00	\$2.50	\$5.00	\$1.67	\$3.33	\$5.00
HLN	\$35.00	\$12.00	\$6.00	\$12.00	\$4.00	\$8.00	\$12.00

Online Fee to Conversion to Mandatory Fee

EXAMPLE: MSUB student enrolling in a 3 credit course

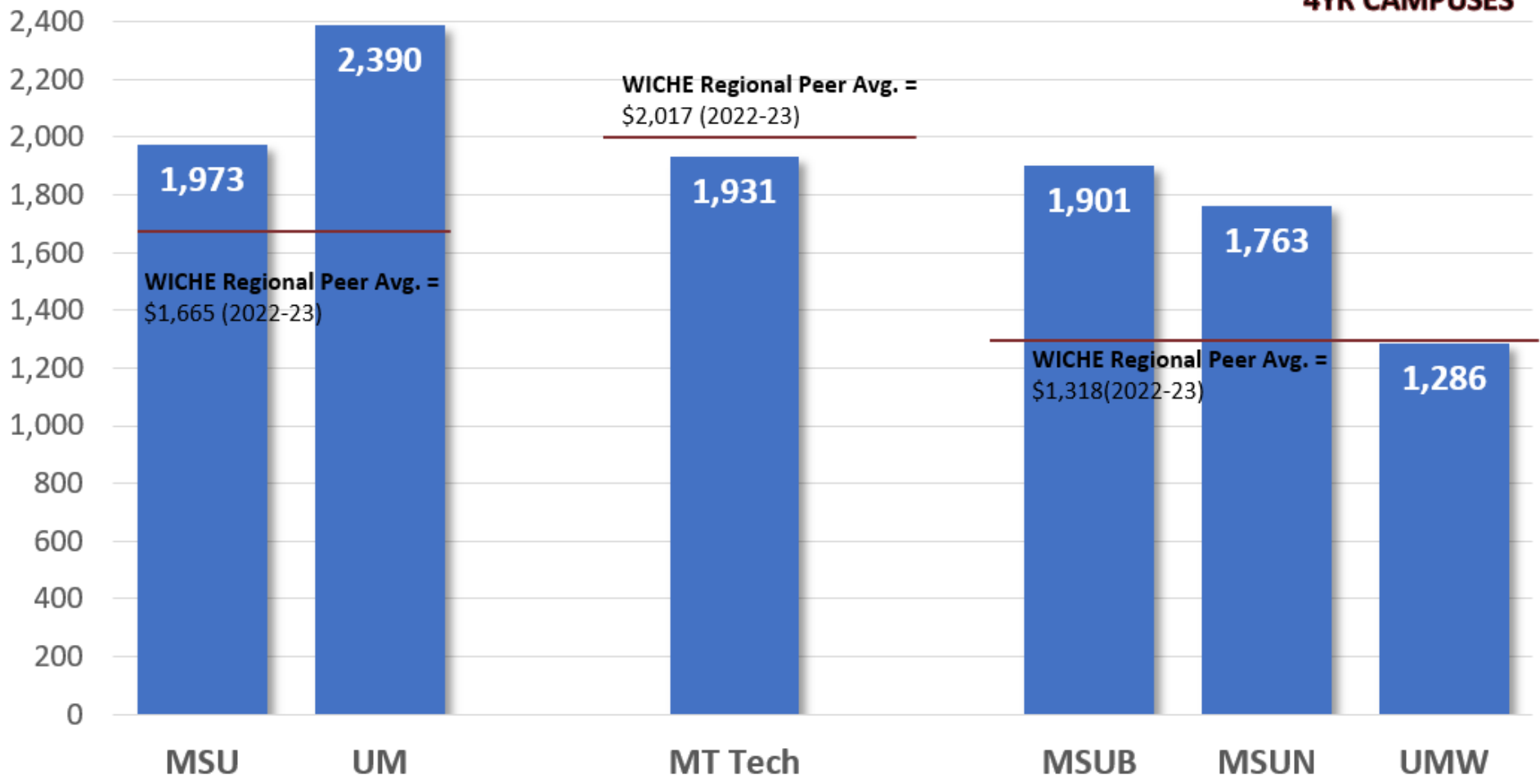
	F2F Course				Online Course				Online Course			
	3 credit course				student enrolled in online & F2F				(online only student)			
FY 2024	FY23	FY24	DIFF	%Chg	FY23	FY24	DIFF	%Chg	FY23	FY24	DIFF	%Chg
Tuition	578	601	23	4%	578	601	23	4%	578	601	23	4%
Fees	373	453	80	21%	373	453	80	21%	279	346	67	24%
Course Fee	0	0	0	0%	120	60	-60	0%	120	60	-60	-50%
Total	951	1,054	103	11%	1,071	1,114	43	4%	977	1,007	30	3%
FY 2025	FY24	FY25	DIFF	%Chg	FY24	FY25	DIFF	%Chg	FY24	FY25	DIFF	%Chg
Tuition	601	624	23	4%	601	624	23	4%	601	624	23	4%
Fees	453	493	40	9%	453	493	40	9%	346	383	37	11%
Course Fee	0	0	0	0%	60	0	-60	0%	60	0	-60	-100%
Total	1,054	1,117	63	6%	1,114	1,117	3	0%	1,007	1,007	0	0%

*Online only student do not pay Health and Activity Fees

Proposed Mandatory Fees - Resident Undergraduate, FY 2024

Academic Year Rates for Full-time Students (12+ credits each semester)

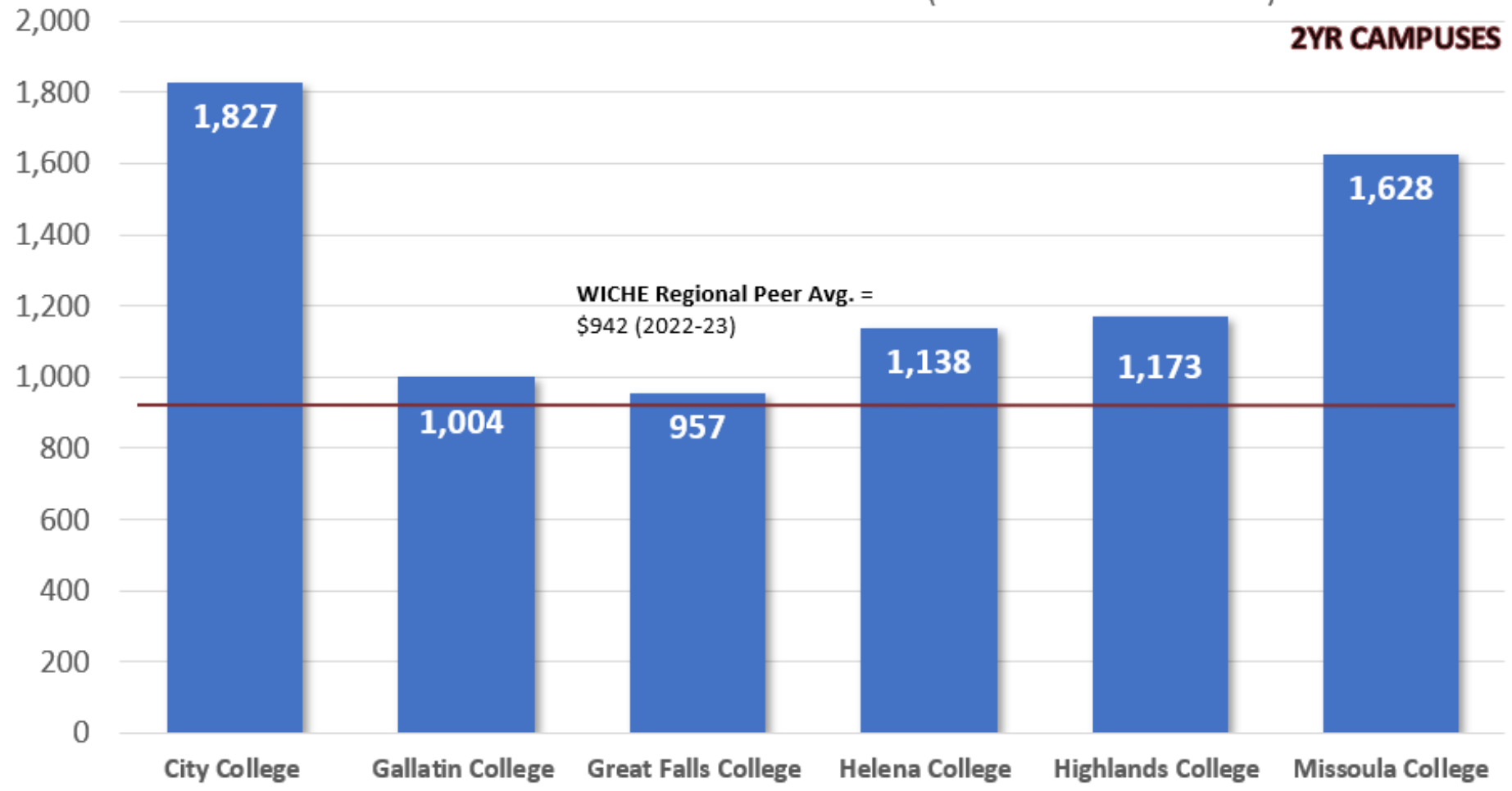
4YR CAMPUSES



Proposed Mandatory Fees - Resident Undergraduate, FY 2024

Academic Year Rates for Full-time Students (12+ credits each semester)

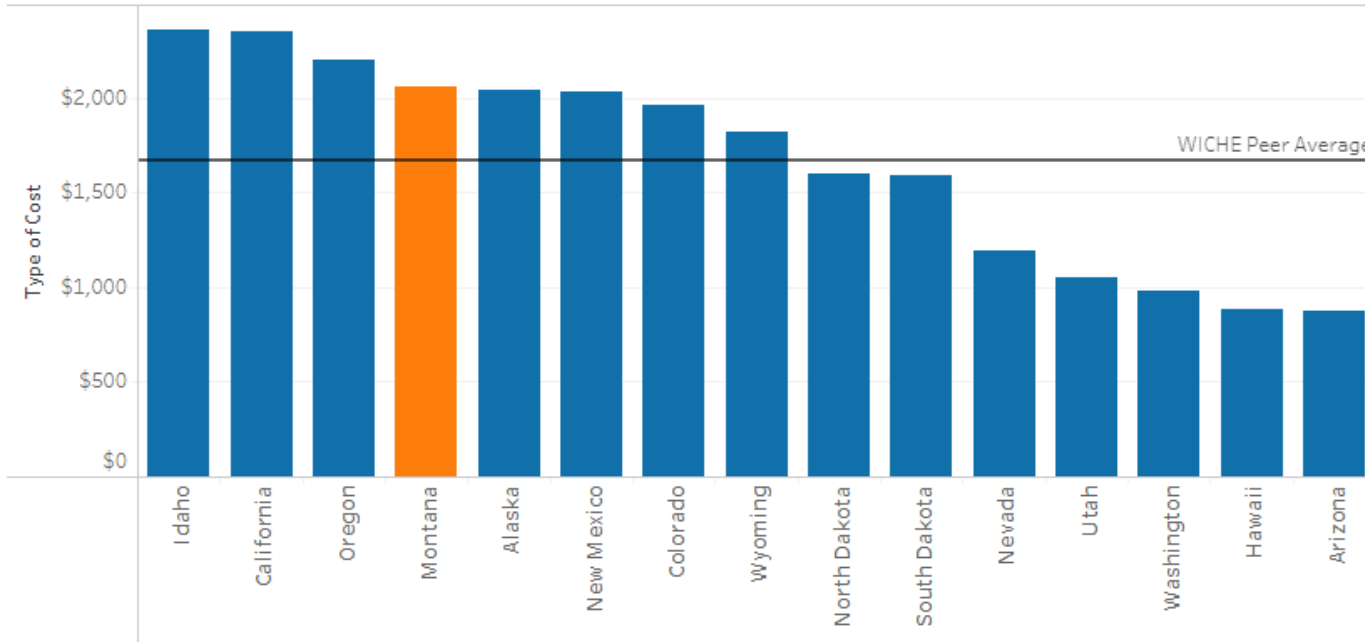
2YR CAMPUSES



2022-23 Average Mandatory Fees by State

WICHE average is the state average across all states within WICHE. Constant dollars are in 2022 dollars and nominal dollars are in dollars of that year.

*Tuition and Fees Data Source: Western Interstate Commission for Higher Education (WICHE), *Tuition and Fees in the West 2020-21*



Regional Fees Comparison

Doctoral/Flagship

Academic Year Rates for Resident Undergraduate Full-time Students

2022-23
WICHE Avg = \$1,665

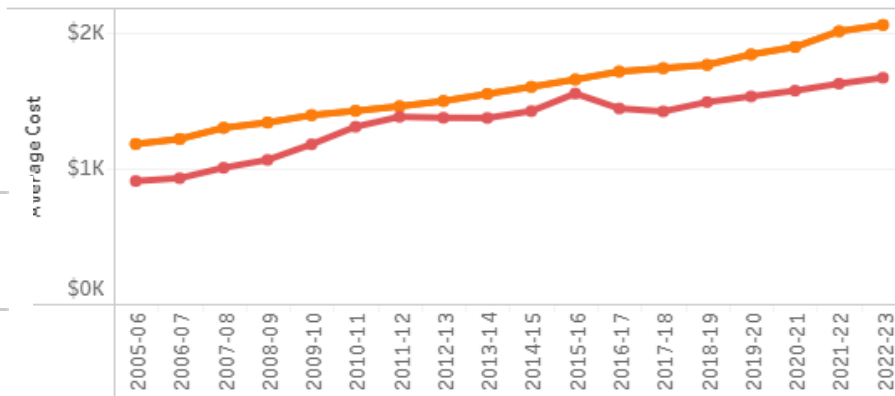
MSU = \$1,903
UM = \$2,204

2022-23 Mandatory Fees for Montana Schools

Montana State University	\$1,903
University of Montana	\$2,204

Montana	■
WICHE Average	■

Historical Trends of Mandatory Fees by State



Program Fees

Program fees – Additional fees assessed to students in certain high demand/occupational/ professional/ academic programs

MT Tech	FY23	FY24	%chg	FY25	%chg	Charge
Nursing	\$650	\$650	0%	\$650	0%	Per Semester
Pre Nursing	\$0	\$100	100%	\$100	0%	Per Semester
Business and BIT	\$65	\$65	0%	\$65	0%	Per Semester
School of Mines & Engineering	\$400	\$400	0%	\$415	4%	Per Semester
Grad School of Mines & Eng	\$265	\$265	0%	\$275	4%	Per Semester
Cybersecurity & Network Adm	\$200	\$200	0%	\$200	0%	Per Semester

MSU Bozeman	FY23	FY24	%chg	FY25	%chg	Charge
Business	\$21	\$21	0%	\$21	0%	Per Credit
Mathematics	\$6.55	\$6.68	2%	\$6.81	2%	Per Credit
Architecture	\$451	\$469	4%	\$487	4%	Per Semester
Architecture - Design	\$75	\$78	4%	\$81	4%	Per Semester
Art	\$192	\$217	13%	\$217	0%	Per Semester
Engineering (Freshmen)	\$102	\$104	2%	\$104	0%	Per Semester
Engineering (Soph - Senior)	\$146	\$149	2%	\$149	0%	Per Semester
Film & Photography	\$323	\$360	11%	\$360	0%	Per Semester
Music Technology	\$387	\$395	2%	\$403	2%	Per Year
Nursing (undergrad)	\$485	\$495	2%	\$505	2%	Per Semester
Nursing (grad)	\$55	\$56	2%	\$57	2%	Per Credit
Nursing (accelerated)*	\$5,736	\$5,736	0%	\$5,736	0%	Per Semester
Vet Med	\$7,740	\$7,740	0%	\$7,740	0%	Per Semester

*converted from differential tuition to program fee

MSU Billings	FY23	FY24	%chg	FY25	%chg	Charge
Athletic Training	\$925	\$925	0%	\$925	0%	Per Semester
Welding	\$225	\$236	5%	\$236	0%	Per Semester
Master of Health Administration	\$800	\$800	0%	\$800	0%	Per Semester
RN to BSN Program Fee	\$800	\$800	0%	\$800	0%	Per Semester
MS Adventure Leadership	\$500	\$500	0%	\$500	0%	Per Semester

Course Fees & Other Designated Fees

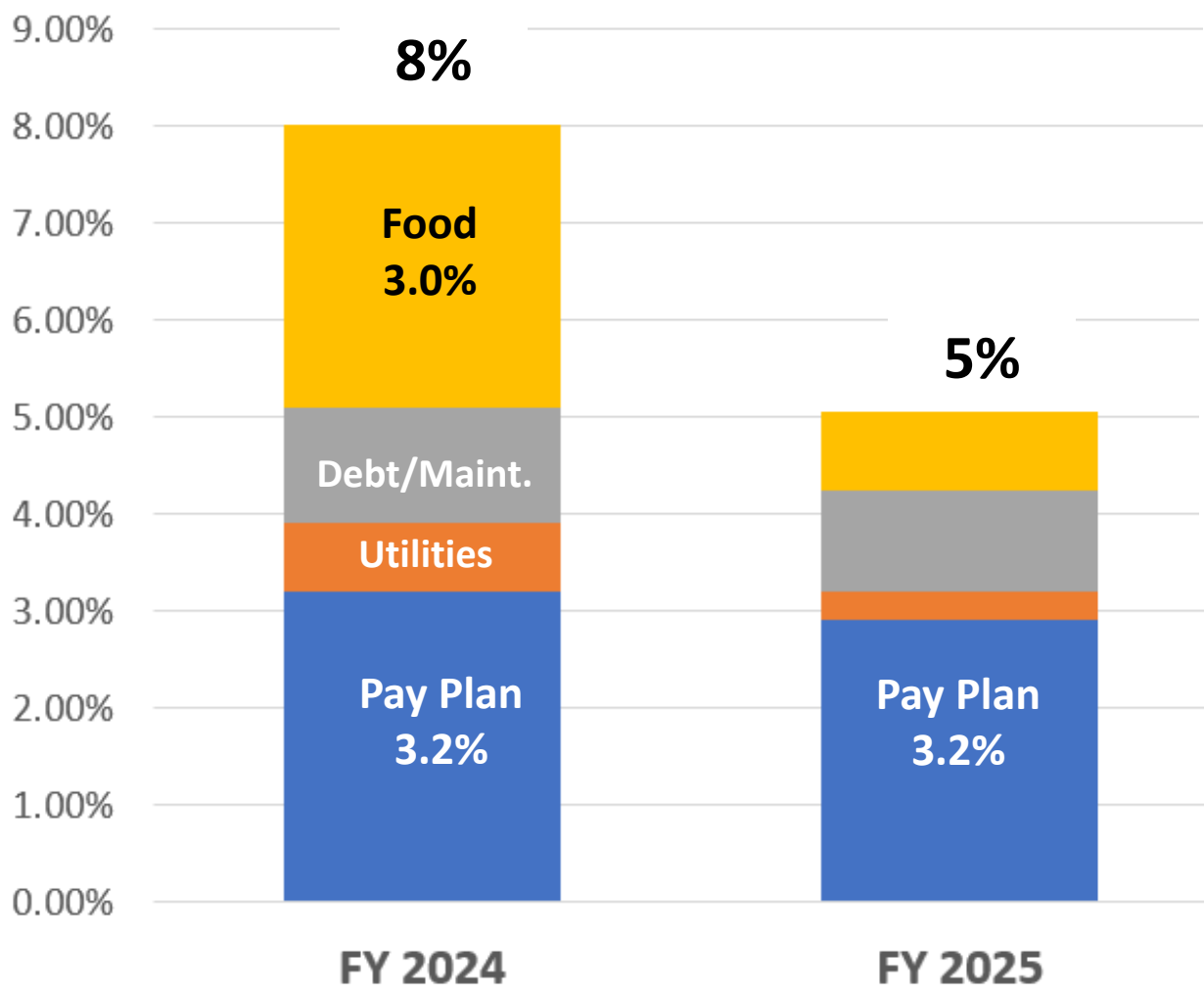
Course fees are assessed to cover the unique or extraordinary costs associated with the delivery of a specific course. Appropriate uses of course fees are limited to the following:

- (a) Specialized activities or equipment fees, where payment is made to individuals or entities generally conducting these types of activities (such as downhill skiing, bowling, etc.);
- (b) Field trips;
- (c) Study abroad programs;
- (d) Pass-through fees (such as Red Cross certifications, Nursing liability insurance, etc.);
- (e) Laboratory consumables and other class consumables (such as sheet music), excluding computer supplies and paper products;
- (f) Materials used by students to create a product that becomes the student's property after use in a specific course.

Examples:

Campus	Course/Other	Fee Amt	Fee Description
UM	GEO 225	\$40	Field trip fee
MSU	KIN 322	\$27	Consumable lab supplies
MSUB	ARTZ 131	\$25	Materials become students' property
MTech	Orientaton	\$65	Charged to 1st-time students, funds orientation activities
UMW	Parking	\$60	Annual parking fee
MSUN	Transcript Fee	\$3	Request for official transcripts, first one is free

Proposed Room & Board Increases, 2025 Biennium



FY 2024

Distribution of the % increase		
Pay Plan	\$2,227,070	3.2%
Utilities	\$487,051	0.7%
Debt Svc/Maint	\$848,621	1.2%
Food/Ctrct Svcs	\$2,106,674	3.0%
Total	\$5,669,416	8.0%

FY 2025

Distribution of the % increase		
Pay Plan	\$2,344,284	3.1%
Utilities	\$294,469	0.4%
Debt Svc/Maint	\$668,163	0.9%
Food/Ctrct Svcs	\$541,834	0.7%
Total	\$3,848,750	5.0%

Room & Board

Average annual rates for double occupancy rooms with 19+ meals per week

	Nominal \$\$									Proposed		% Change		
	FY15	FY16	FY17	FY18	FY19	FY20	FY21	FY22	FY23	FY24	FY25	FY23 to FY24	FY24 to FY25	Annual Growth*
MSU	8,378	8,642	8,914	9,304	9,707	9,914	10,127	10,328	10,536	11,379	12,289	8.0%	8.0%	3.3%
MSUB	7,120	7,186	7,510	7,740	8,186	7,420	7,420	7,920	8,168	8,821	9,263	8.0%	5.0%	2.8%
MSUN	6,276	6,325	6,410	6,470	6,520	6,520	6,590	7,130	6,370	6,880	7,224	8.0%	5.0%	1.0%
UM	8,006	8,406	8,826	9,178	9,544	9,966	10,274	10,918	11,606	12,186	12,796	5.0%	5.0%	4.8%
UMW	6,536	6,994	7,482	7,744	7,950	8,044	8,140	8,428	8,428	9,102	9,557	8.0%	5.0%	3.8%
MT Tech	8,066	8,390	8,762	9,178	9,656	9,824	9,998	9,998	10,162	10,975	11,524	8.0%	5.0%	3.5%

source: Campus Tuition & Fee Schedules; based on College Board reporting criteria

*Compound Annual Growth Rate

Room & Board

Average annual rates for double occupancy rooms with 19+ meals per week

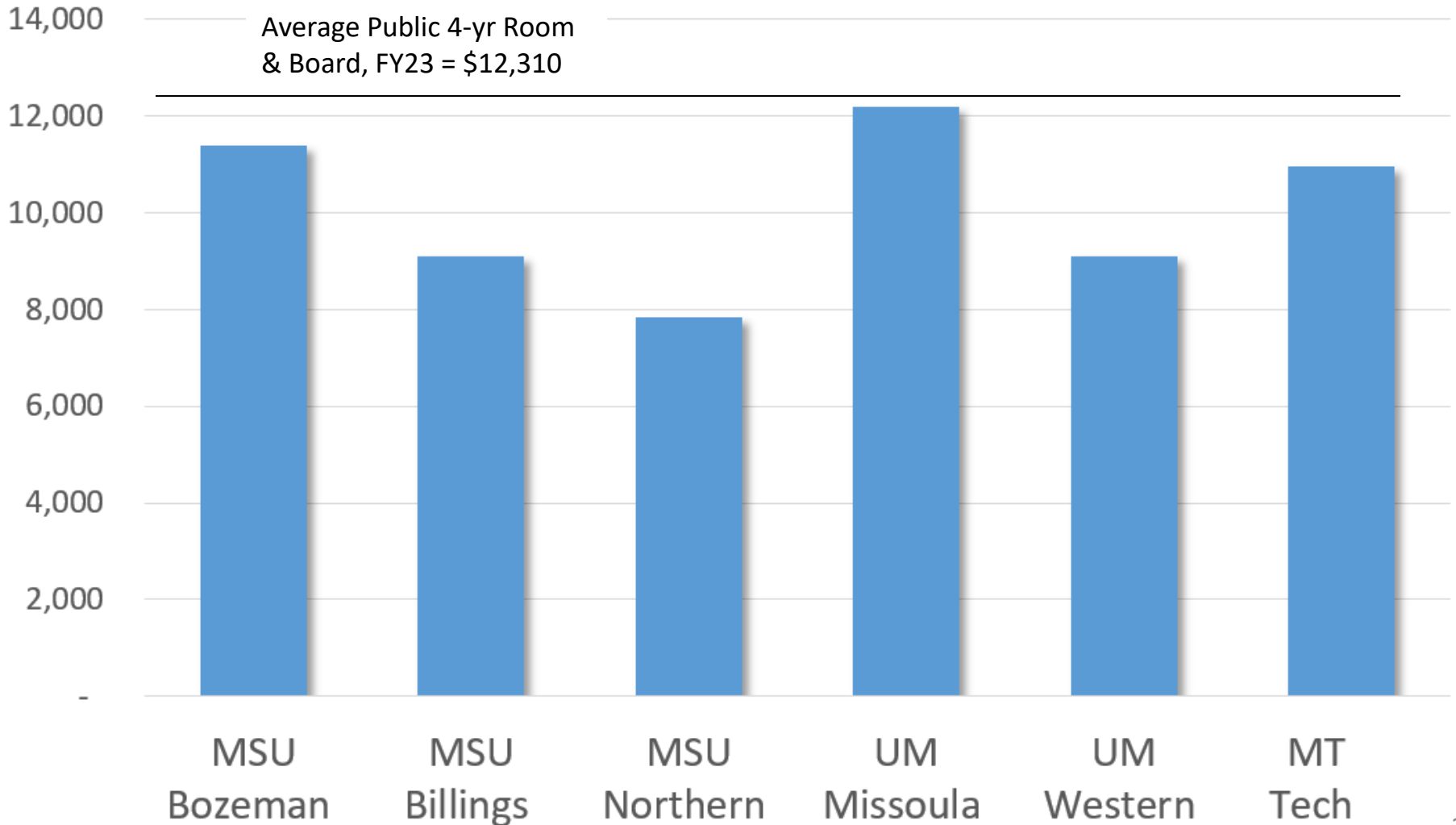
	Inflation Adjusted - Constant \$\$									Proposed		% Change	
	FY15	FY16	FY17	FY18	FY19	FY20	FY21	FY22	FY23	FY24	FY25	FY23 to FY24	Annual Growth*
MSU	10,639	10,961	11,165	11,410	11,621	11,657	11,763	11,458	10,823	11,379	12,289	5.1%	0.7%
MSUB	9,041	9,114	9,406	9,492	9,800	8,725	8,619	8,786	8,390	8,821	9,263	5.1%	0.2%
MSUN	7,969	8,022	8,029	7,935	7,805	7,667	7,654	7,910	6,543	6,880	7,224	5.1%	-1.5%
UM	10,166	10,662	11,055	11,256	11,426	11,719	11,933	12,112	11,922	12,186	12,796	2.2%	2.2%
UMW	8,300	8,871	9,371	9,497	9,517	9,459	9,455	9,350	8,657	9,102	9,557	5.1%	1.2%
MT Tech	10,242	10,641	10,975	11,256	11,560	11,552	11,613	11,092	10,438	10,975	11,524	5.1%	0.9%

source: Campus Tuition & Fee Schedules; based on College Board reporting criteria

*Compound Annual Growth Rate

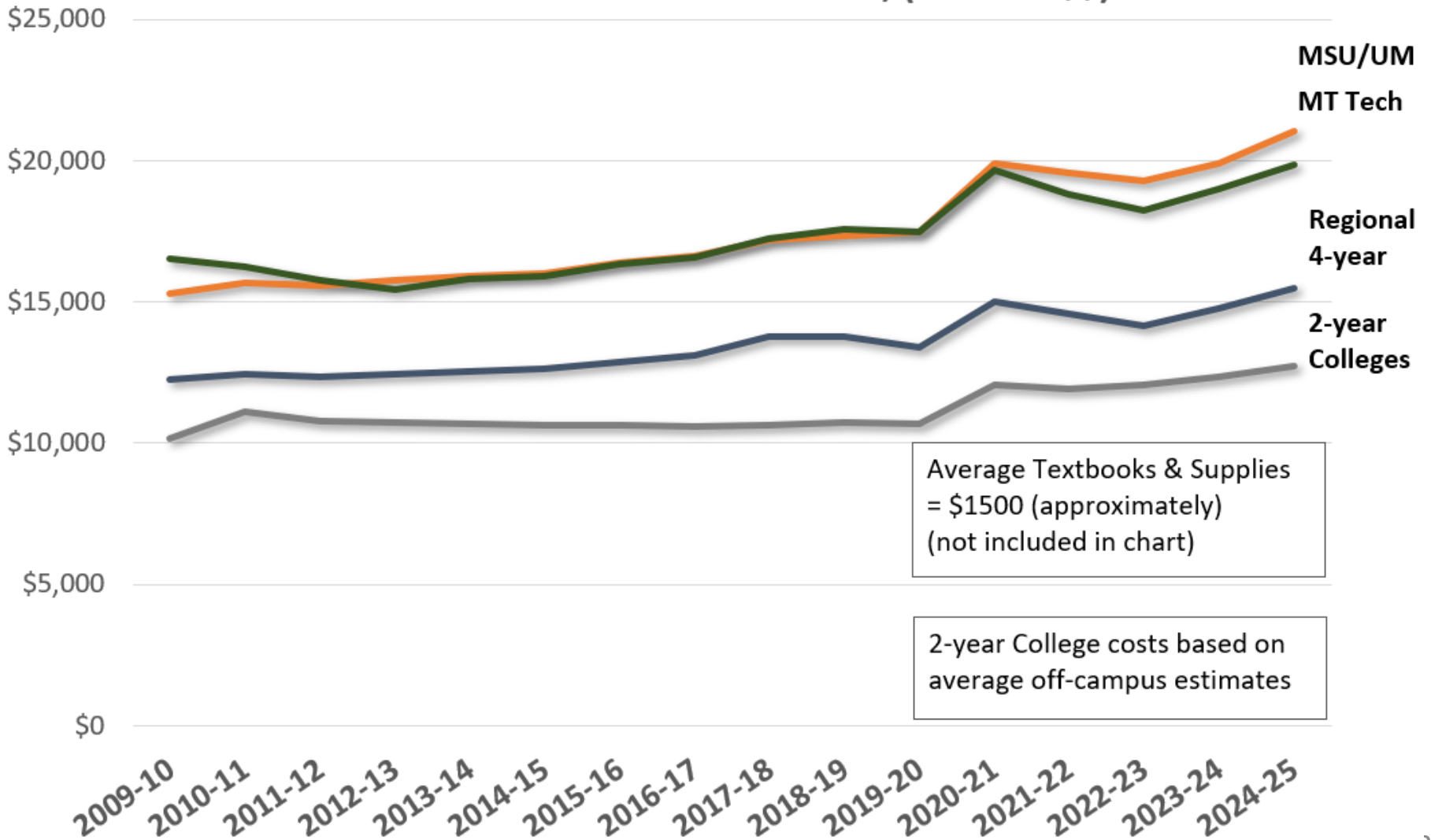
Proposed Room & Board, FY24

Average annual rates for double occupancy rooms with 19+ meals per week



Cost of Attendance

Academic Year Rates for Full-time Resident Undergraduate Students
Tuition & Fees + Room & Board, (constant \$\$)

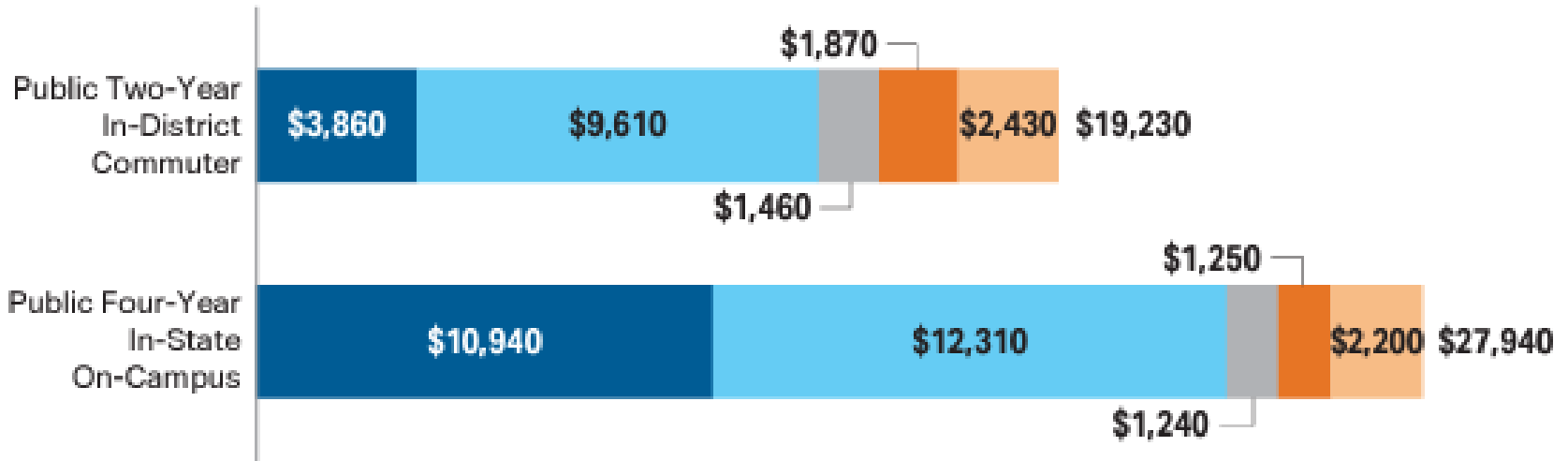


National Comparison – Cost of Attendance

Source: College Board, Trends in College Pricing

Cost of Attendance, 2022-23

Academic Year Rates for Full-time Resident Undergraduates attending Public Institutions



■ Tuition and Fees ■ Room and Board ■ Books and Supplies ■ Transportation ■ Other Expenses

Tuition & Fees + Room & Board

	Nat'l Avg (2020-12)	MUS (2021-22)
2-year	12,850	11,152
4-year	22,180	18,785

(avg. MSU/UM)

Books and Supplies

